



GROWTH,  
MOMENTUM &  
**GLOBAL VISION**



Third Quarter Report of  
Sapphire Fibres Limited  
for the period ended March 31, 2026

# COMPANY INFORMATION

## BOARD OF DIRECTORS

### Chairman

Mr. Yousuf Abdullah

### Chief Executive

Mr. Shahid Abdullah

### Director

Mr. Nadeem Abdullah  
Mr. Amer Abdullah  
Mr. Shayan Abdullah  
Mr. Abdul Sattar

### Independent Director

Mr. Muhammad Naeem Khan  
Mr. Nadeem Arshad Elahi  
Dr. Mariam Chughtai

## AUDIT COMMITTEE

Mr. Nadeem Arshad Elahi	Chairman
Mr. Shayan Abdullah	Member
Mr. Yousuf Abdullah	Member
Mr. Amer Abdullah	Member

## HUMAN RESOURCE AND REMUNERATION COMMITTEE

Mr. Muhammad Naeem Khan	Chairman
Mr. Yousuf Abdullah	Member
Mr. Shahid Abdullah	Member
Mr. Shayan Abdullah	Member

## CHIEF FINANCIAL OFFICER

Mr. Jawwad Faisal

## SECRETARY

Mr. Rameez Ghousi

## AUDITORS

Shinewing Hameed Chaudhri & Company  
Chartered Accountants

## TAX CONSULTANTS

Yousuf Adil, Chartered Accountants

## LEGAL ADVISOR

Hassan & Hassan Advocates

## BANKERS

Allied Bank Limited  
Askari Bank Limited  
Bank Al Habib Limited  
Bank Alfalah Limited  
Bank Islami Pakistan Limited  
Dubai Islamic Bank Pakistan Limited  
Faysal Bank Limited  
Habib Bank Limited  
Habib Metropolitan Bank Limited  
MCB Bank Limited  
Meezan Bank Limited  
National Bank of Pakistan  
Soneri Bank Limited  
Standard Chartered Bank Limited  
The Bank of Khyber  
The Bank of Punjab  
United Bank Limited

## SHARE REGISTRARS

THK Associates (Pvt.) Limited,  
Plot No. 32-C, Jami Commercial Street 2,  
D.H.A., Phase VII, Karachi - 75500.

## REGISTERED OFFICE

316, Cotton Exchange Building,  
I.I. Chundrigar Road, Karachi.

## CORPORATE OFFICE

1st Floor, Tricon Corporate Centre,  
73-E Main Jail Road, Gulberg II, Lahore.

## MILLS

### Spinning Units

10 KM, Sheikhpura Faisalabad Road,  
Kharianwala District Sheikhpura

26 KM, Sheikhpura Faisalabad Road,  
Ferozewattuan District Sheikhpura

### Fabric Knitting Unit

7 KM, Warburton Road, Ferozewattuan  
District Sheikhpura

### Fabric Dyeing and Denim Units

3.5 KM, Raiwind Manga Road, Raiwind  
18 KM, Pajjan Raiwind Road, Lahore.

# CONTENTS

## UNCONSOLIDATED CONDENSED INTERIM FINANCIAL STATEMENTS

**04**

Directors  
Report (English)

**05**

Directors'  
Report (Urdu)

**06**

Unconsolidated  
Condensed  
Interim  
Statement of  
Financial Position

**07**

Unconsolidated  
Condensed  
Interim  
Statement of  
Profit or Loss

**08**

Unconsolidated  
Condensed  
Interim  
Statement of  
Other  
Comprehensive  
Income

**09**

Unconsolidated  
Condensed  
Interim  
Statement of  
Cash Flows

**10**

Unconsolidated  
Condensed  
Interim  
Statement of  
Changes in Equity

**11**

Notes to the  
Unconsolidated  
Condensed Interim  
Financial  
Statements

## CONSOLIDATED CONDENSED INTERIM FINANCIAL STATEMENTS

**28**

Directors  
Report (English)

**30**

Directors'  
Report (Urdu)

**32**

Unconsolidated  
Condensed  
Interim  
Statement of  
Financial Position

**33**

Consolidated  
Condensed  
Interim  
Statement of  
Profit or Loss

**34**

Consolidated  
Condensed  
Interim  
Statement of  
Other  
Comprehensive  
Income

**35**

Consolidated  
Condensed  
Interim  
Statement of  
Cash Flows

**36**

Consolidated  
Condensed  
Interim  
Statement of  
Changes in Equity

**37**

Notes to the  
Consolidated  
Condensed Interim  
Financial  
Statements



**UNCONSOLIDATED  
FINANCIAL STATEMENTS**

FOR THE NINE MONTHS PERIOD ENDED  
MARCH 31, 2026

# DIRECTORS' REPORT TO THE SHAREHOLDERS

The Directors of your Company are pleased to present un-audited financial statements for the period of nine months ended 31 March 2026.

## Financial Highlights

	March 31,	
	2026	2025
	Rupees in thousand	
Sales	34,586,997	39,450,748
Gross Profit	1,683,406	3,825,076
Profit from operations	4,508,065	4,156,145
Finance cost	(1,744,440)	(1,522,131)
Profit before taxation	2,763,625	2,634,014
Provision for taxation	(1,221,949)	(1,280,127)
<b>Profit after taxation</b>	<b>1,541,676</b>	<b>1,353,887</b>

## Financial Performance

During the first nine months of the current financial year, the Company recorded sales of Rs. 34.59 billion compared to Rs. 39.45 billion in the corresponding period of last year. Gross margin declined to 4.8% from 9.7% during first nine months of the previous year, mainly driven by increased cost pressures. However, supported by higher dividend inflows, the Company reported a profit after tax of Rs. 1.54 billion, compared to a profit of Rs. 1.35 billion in the corresponding period of the previous year.

## Earnings per share

The Company's earnings per share were Rs. 74.58 for the period, compared to earnings per share of Rs. 65.49 in the corresponding period of the previous year.

## Future Outlook

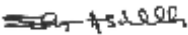
The outlook for Pakistan's textile sector remains challenging in the near term. Escalating geopolitical conflict in the Middle East has increased uncertainty in export markets, while persistent domestic inflation continues to weaken cost competitiveness. Furthermore, expected increase in interest rate is likely to raise financing costs, adding to the overall cost of doing business and placing further pressure on margins.

Timely policy support from the government will be critical to stabilizing the sector. In this regard, rationalization of the tax burden on textile exports, along with clearance of outstanding tax refunds, would help improve competitiveness, support liquidity, and facilitate a sustainable recovery for the industry.

## Acknowledgment

The Directors appreciate the dedication and hard work of the staff and workers of the Company.

## For and on behalf of the Board

  
SHAYAN ABDULLAH  
DIRECTOR

  
SHAHID ABDULLAH  
CHIEF EXECUTIVE

Lahore  
Dated: 28 April, 2026

# ڈائریکٹرز کی حصص داران کو رپورٹ

کمپنی کے ڈائریکٹرز 31 مارچ 2026ء کو ختم ہونے والی نو ماہی کے لئے غیر نظر ثانی شدہ مالیاتی گوشوارے پیش کرتے ہوئے خوشی محسوس کرتے ہیں۔

## مالی جھلکیاں

روپے ہزاروں میں		
31 مارچ 2025ء	31 مارچ 2026ء	
39,450,748	34,586,997	فروخت
3,825,076	1,683,406	مجموعی منافع
4,156,145	4,508,065	آپریشنز سے منافع
(1,522,131)	(1,744,440)	مالی لاگت
2,634,014	2,763,625	ٹیکسیشن سے قبل منافع
(1,280,127)	(1,221,949)	ٹیکسیشن کا تخمینہ
1,353,887	1,541,676	ٹیکسیشن کے بعد منافع

## مالیاتی کارکردگی

آپ کی کمپنی نے گزشتہ سال کی اسی مدت کے دوران 39.45 بلین روپے کے مقابلے اس مالی سال کی پہلی نو ماہی کے دوران 34.59 بلین روپے کی فروخت حاصل کی۔ فروخت فیصد کے طور پر مجموعی منافع زیادہ لاگت کے دباؤ کی وجہ سے گزشتہ سال کی اسی مدت کے 9.7 فیصد سے کم ہو کر اس مدت کے دوران 4.8 فیصد ہو گیا۔ تاہم، زیادہ ڈیویڈنڈ آمدن کی معاونت سے، کمپنی نے گزشتہ سال کی اسی مدت کے دوران 1.35 بلین روپے منافع کے مقابلے موجودہ مدت کے دوران 1.54 بلین روپے ٹیکس کے بعد منافع درج کیا ہے۔

## فی حصص آمدنی

کمپنی کی موجودہ مدت کی فی شیئر آمدنی (EPS) 74.58 روپے ہے جو کہ پچھلے سال کی اسی مدت کی 65.49 روپے تھی۔

## مستقبل کا نقطہ نظر

پاکستان کے ٹیکسٹائل شعبے کے لیے قلیل مدت میں منظر نامہ بدستور چیلنج رہنے کی توقع ہے۔ مشرق وسطیٰ میں بڑھتی ہوئی جغرافیائی و سیاسی کشیدگی نے برآمدی منڈیوں میں غیر یقینی صورتحال کو بڑھا دیا ہے، جبکہ مسلسل داخلی مہنگائی لاگت کی مسابقتی صلاحیت کو متاثر کر رہی ہے۔ مزید برآں، شرح سود میں متوقع اضافہ فنانسنگ کی لاگت کو بڑھا سکتا ہے، جس سے کاروباری اخراجات میں اضافہ ہوگا اور منافع کے مارجنز پر مزید دباؤ پڑے گا۔

حکومت کی جانب سے بروقت پالیسی معاونت اس شعبے کے استحکام کے لیے نہایت اہم ہوگی۔ اس ضمن میں، ٹیکسٹائل برآمدات پر ٹیکس کے بوجھ میں معقولیت لانا اور زیر التواء ٹیکس ریفرنڈم کی بروقت ادائیگی مسابقت کو بہتر بنانے، لیکویڈیٹی کو سہارا دینے اور صنعت کی پائیدار بحالی میں مددگار ثابت ہو سکتی ہے۔

## اظہار تشکر

ڈائریکٹرز کمپنی کے عملے اور کارکنوں کی سخت محنت اور قابل ستائش خدمات کو سراہتے ہیں۔

## منجانب بورڈ آف ڈائریکٹرز

شایان عبداللہ

شایان عبداللہ  
ڈائریکٹر

شہاب عبداللہ

شہاب عبداللہ  
چیف ایگزیکٹو

لاہور

تاریخ: 28 اپریل 2026ء

# UNCONSOLIDATED CONDENSED INTERIM STATEMENT OF FINANCIAL POSITION (Un-audited)

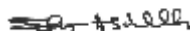
As At March 31, 2026

		Un-audited March 31, 2026 Rupees	Audited June 30, 2026 Rupees
	Note		
<b>ASSETS</b>			
<b>Non-current assets</b>			
Property, plant and equipment	4	20,173,522,878	18,751,510,700
Investment property		31,750,000	31,750,000
Intangible assets		183,333	1,359,690
Long term investments	5	29,750,837,659	26,277,068,175
Long term loans		45,000	307,500
Long term deposits		62,018,345	62,418,345
		50,018,357,215	45,124,414,410
<b>Current assets</b>			
Stores, spare parts and loose tools		1,117,130,367	1,463,438,051
Stock-in-trade	6	18,111,859,697	17,843,165,165
Trade debts		7,137,802,456	5,727,987,477
Loans and advances		857,606,207	552,633,326
Trade deposits and short term prepayments		90,484,223	22,611,954
Short term investments		5,054,152,473	4,542,976,139
Other receivables		2,969,253,630	3,377,139,680
Tax refunds due from Government		5,659,306,459	3,443,354,018
Cash and bank balances		662,557,039	1,571,737,056
		41,660,152,551	38,545,042,866
<b>Total assets</b>		<b>91,678,509,766</b>	<b>83,669,457,276</b>
<b>EQUITY AND LIABILITIES</b>			
<b>Share capital and reserves</b>			
Authorised capital 35,000,000 ordinary shares of Rs.10 each		350,000,000	350,000,000
Issued, subscribed and paid-up capital			
20,671,875 ordinary shares of Rs.10 each		206,718,750	206,718,750
Reserves		35,989,698,228	33,925,776,390
Unappropriated profit		18,054,133,044	16,481,623,884
		54,250,550,022	50,614,119,024
<b>Liabilities</b>			
<b>Non-current liabilities</b>			
Long term liabilities	7	4,738,573,260	2,937,585,540
Staff retirement benefit - gratuity		989,989,861	884,975,148
Deferred taxation		800,819,167	757,016,380
		6,529,382,288	4,579,577,068
<b>Current liabilities</b>			
Trade and other payables		6,088,404,868	5,611,957,303
Contract liabilities		408,616,757	392,431,444
Accrued mark-up / interest		306,772,271	292,509,097
Short term borrowings	8	19,095,133,778	16,388,909,053
Current portion of long term liabilities	7	899,095,696	973,030,232
Unclaimed dividend		13,289,412	8,634,411
Provision for Income tax / levies	9	4,087,264,674	4,808,289,644
		30,898,577,456	28,475,761,184
<b>Total liabilities</b>		<b>37,427,959,744</b>	<b>33,055,338,252</b>
Contingencies and commitments	10		
<b>Total equity and liabilities</b>		<b>91,678,509,766</b>	<b>83,669,457,276</b>

The annexed notes form an integral part of these condensed interim financial statements.



Chief Executive Officer



Director



Chief Financial Officer

# UNCONSOLIDATED CONDENSED INTERIM STATEMENT OF PROFIT OR LOSS (Un-audited)

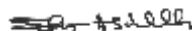
For The Nine Months Period and Quarter Ended March 31, 2026

	Note	Nine Months Period Ended March 31,		Quarter Ended March 31,	
		2026 Rupees	2025 Rupees	2026 Rupees	2025 Rupees
Sales - net	11	34,586,996,836	39,450,748,364	11,410,324,032	12,990,561,023
Cost of sales	12	(32,903,590,405)	(35,625,672,440)	(10,885,583,686)	(11,965,725,883)
<b>Gross profit</b>		1,683,406,431	3,825,075,924	524,740,346	1,024,835,140
Distribution cost		(1,328,255,008)	(1,615,987,928)	(470,910,013)	(463,921,996)
Administrative expenses		(789,057,503)	(645,049,264)	(356,897,377)	(257,091,331)
Other income	13	4,943,394,008	2,593,115,623	369,975,086	1,009,367,513
Other expenses		(1,423,000)	(1,008,837)	-	-
<b>Profit from operations</b>		4,508,064,928	4,156,145,518	66,908,042	1,313,189,326
Finance cost		(1,744,440,189)	(1,522,131,114)	(579,838,508)	(509,145,609)
<b>Profit before revenue tax and income tax</b>		2,763,624,739	2,634,014,404	(512,930,466)	804,043,717
Final taxes - levy		(647,218,771)	(492,533,363)	(214,151,280)	(146,024,086)
<b>Profit before income tax</b>		2,116,405,968	2,141,481,041	(727,081,746)	658,019,631
<b>Income tax</b>					
- Current		(705,565,255)	(484,006,932)	(3,762,350)	(211,179,126)
- Deferred		130,835,216	(303,586,829)	-	(136,508,194)
		(574,730,039)	(787,593,761)	(3,762,350)	(347,687,320)
<b>Profit after taxation</b>		1,541,675,929	1,353,887,280	(730,844,096)	310,332,311
<b>Earnings per share - basic and diluted</b>		74.58	65.49	(35.35)	15.01

The annexed notes form an integral part of these condensed interim financial statements.



Chief Executive Officer



Director



Chief Financial Officer

# UNCONSOLIDATED CONDENSED INTERIM STATEMENT OF OTHER COMPREHENSIVE INCOME (Un-audited)

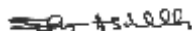
For The Nine Months Period and Quarter Ended March 31, 2026

	Nine Months Period Ended March 31,		Quarter Ended March 31,	
	2026 Rupees	2025 Rupees	2026 Rupees	2025 Rupees
<b>Profit after taxation</b>	1,541,675,929	1,353,887,280	(730,844,096)	310,332,311
<b>Other comprehensive income</b>				
<b>Items that will not be reclassified to statement of profit or loss subsequently</b>				
Unrealised gain on remeasurement of investment at fair value through other comprehensive income:				
- long term	1,987,686,100	1,218,774,508	(772,767,363)	(169,037,583)
- short term	250,873,741	1,149,507,118	(1,124,284,566)	152,842,098
	2,238,559,841	2,368,281,626	(1,897,051,929)	(16,195,485)
Realised gain / (loss) on sale of investment at fair value through other income	237,551,981	(58,592,491)	769,011	3,925,568
Impact of deferred tax	(174,638,003)	(321,979,831)	365,026,179	1,763,786
Other comprehensive income / (loss) for the period	2,301,473,819	1,987,709,304	(1,531,256,739)	(10,506,131)
<b>Total comprehensive income for the period</b>	<b>3,843,149,748</b>	<b>3,341,596,584</b>	<b>(2,262,100,835)</b>	<b>299,826,180</b>

The annexed notes form an integral part of these condensed interim financial statements.



Chief Executive Officer



Director



Chief Financial Officer

# UNCONSOLIDATED CONDENSED INTERIM STATEMENT OF CASH FLOWS (Un-audited)

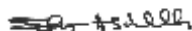
For The Nine Months Period Ended March 31, 2026

	Note	Nine Months Period Ended	
		March 31, 2026 Rupees	March 31, 2025 Rupees
<b>CASH FLOWS FROM OPERATING ACTIVITIES</b>			
Cash used in operations	14	(393,088,785)	(2,173,818,798)
Staff retirement benefits paid		(119,220,287)	(111,296,117)
Finance cost paid		(1,730,177,015)	(1,357,309,848)
Taxes paid - net		(3,757,922,482)	(846,922,417)
Workers' profit participation fund paid		-	(14,682,955)
Long term loans - net		662,500	(334,430)
<b>Net cash used in operating activities</b>		<b>(5,999,746,070)</b>	<b>(4,504,364,565)</b>
<b>CASH FLOWS FROM INVESTING ACTIVITIES</b>			
Fixed capital expenditure		(2,465,737,923)	(3,103,651,289)
Long term and short term investment net		(2,004,020,709)	(14,211,526,010)
Proceeds from disposal of operating fixed assets		38,232,390	51,669,524
Proceeds from sale of stores		22,037,970	-
Proceeds from disposal of short term investment		495,186,712	(152,721,537)
Dividend and interest income received		4,773,653,451	2,325,884,236
<b>Net cash generated from / (used in) investing activities</b>		<b>859,351,894</b>	<b>(15,090,345,077)</b>
<b>CASH FLOWS FROM FINANCING ACTIVITIES</b>			
Long term finances - obtained		2,606,140,000	-
- repaid		(879,086,816)	(718,718,907)
Dividend paid		(202,063,749)	(206,119,969)
Short term borrowings - net		2,706,224,725	21,174,674,141
<b>Net cash generated from financing activities</b>		<b>4,231,214,160</b>	<b>20,249,835,265</b>
<b>Net (decrease) / increase in cash and cash equivalents</b>		<b>(909,180,017)</b>	<b>655,125,623</b>
<b>Cash and cash equivalents - at beginning of the period</b>		<b>1,571,737,056</b>	<b>662,222,792</b>
<b>Cash and cash equivalents - at end of the period</b>		<b>662,557,039</b>	<b>1,317,348,415</b>

The annexed notes form an integral part of these condensed interim financial statements.



Chief Executive Officer



Director



Chief Financial Officer

# UNCONSOLIDATED CONDENSED INTERIM STATEMENT OF CHANGES IN EQUITY (Un-audited)

For The Nine Months Period Ended March 31, 2026

	Rupees					Total		
	Issued, subscribed and paid up capital		Reserves		Sub-total		Other Components of equity	
	Share Premium	Reserves	General	Revenue				Unrealised gain
<b>Balance as at July 1, 2024 (Audited)</b>	206,718,750	391,833,750	-	1,183,845,000	29,409,171,885	30,984,850,635	3,368,514,320	34,560,083,705
<b>Transaction with owners of the Company</b>								
Final dividend related to the year ended June 30, 2024 at the rate of Rs.10 per share	-	-	-	-	(206,718,750)	(206,718,750)	-	(206,718,750)
Total comprehensive income for the nine months period ended March 31, 2025	-	-	-	-	1,353,887,280	1,353,887,280	-	1,353,887,280
Profit for the period	-	-	-	-	(321,979,831)	(321,979,831)	2,309,689,135	1,987,709,304
Other comprehensive income	-	-	-	-	1,031,907,449	1,031,907,449	2,309,689,135	3,341,596,584
Reclassification adjustment of realised loss on sale of equity instrument at fair value through other comprehensive income	-	-	-	-	(58,592,491)	(58,592,491)	58,592,491	-
Transfer to capital reserve	-	-	27,500,000,000	(1,183,845,000)	(26,316,155,000)	-	-	-
<b>Balance as at March 31, 2025 (Un-audited)</b>	206,718,750	391,833,750	27,500,000,000	-	3,859,613,093	31,751,446,843	5,736,795,946	37,694,961,539
<b>Balance as at July 1, 2025 (Audited)</b>	206,718,750	391,833,750	27,500,000,000	-	16,481,623,884	44,373,457,634	6,033,942,640	50,614,119,024
<b>Transaction with owners of the Company</b>								
Final dividend related to the year ended June 30, 2025 at the rate of Rs.10 per share	-	-	-	-	(206,718,750)	(206,718,750)	-	(206,718,750)
<b>Total comprehensive income for the nine months period ended March 31, 2026</b>								
Profit for the period	-	-	-	-	1,541,675,929	1,541,675,929	-	1,541,675,929
Other comprehensive income	-	-	-	-	-	-	2,301,473,819	2,301,473,819
Reclassification adjustment of realised loss on sale of equity instrument at fair value through other comprehensive income	-	-	-	-	1,541,675,929	1,541,675,929	2,301,473,819	3,843,149,748
<b>Balance as at March 31, 2026 (Un-audited)</b>	206,718,750	391,833,750	27,500,000,000	-	18,054,133,044	45,945,966,794	8,097,864,478	54,250,550,022

The annexed notes form an integral part of these condensed interim financial statements.



Chief Executive Officer



Chief Financial Officer

# NOTES TO THE UNCONSOLIDATED CONDENSED INTERIM FINANCIAL STATEMENTS (Un-audited)

For The Nine Months Period Ended March 31, 2026

## 1. LEGAL STATUS AND OPERATIONS

Sapphire Fibres Limited (the Company) was incorporated in Pakistan on June 5, 1979 as a Public Company under the Companies Act, 1913 (now the Companies Act, 2017) and its shares are quoted on Pakistan Stock Exchange. The Company is principally engaged in manufacture and sale of yarn, fabrics and garments.

Geographical location and addresses of major business units including mills / plant of the Company are as under:

<b>Karachi</b>	<b>Purpose</b>
316, Cotton Exchange Building, I.I Chundrigar Road	Registered office
<b>Lahore</b>	
First Floor, Tricon Corporate Centre, 73-E Main Jail Road, Gulberg II.	Head office
3.5 km, Manga Road, Riawand	Production plant
18 Km, Pajian Raiwind Road Lahore.	Production plant
<b>Shiekhupura</b>	
10 km, Sheikhpura / Faisalabad Road, Kharianwala	Production plant
26 km, Sheikhpura / Faisalabad Road, Feroze Wattoan	Production plant

**1.1** The Board of Directors, in their meeting held on September 25, 2025, and members of the Company in their extra ordinary general meeting held on December 08, 2025 have approved a Scheme of Compromises, Arrangement and Reconstruction under Sections 279 to 283 read with Section 285 of the Companies Act, 2017 for Amalgamation / Merger of the Company with and into Sapphire Fibres Limited - an Associated Company subject to obtaining necessary approvals and sanction of the Scheme by the Honorable High Court of Sindh at Karachi.

Accordingly, a petition was filed before the Honorable High Court of Sindh, which was duly sanctioned by the Court vide its order dated March 9, 2026. Subsequently, Board of Directors the Company in their meeting through circulation on March 17, 2026 approved March 31, 2026 as the effective date of merger.

## 2. BASIS OF PREPARATION AND SIGNIFICANT ACCOUNTING POLICIES

### 2.1 Statement of compliance

**2.1.1** These condensed interim financial statements have been prepared in accordance with the accounting and reporting standards as applicable in Pakistan for interim financial reporting. The accounting and reporting standards as applicable in Pakistan for interim financial reporting comprise of:

- International Accounting Standard ('IAS') 34, 'Interim Financial Reporting', issued by International Accounting Standards Board ('IASB') as notified under the Companies Act, 2017 (the Act);
- Provisions of and directives issued under the Act; and
- Islamic Financial Accounting Standards (IFAS) issued by the Institute of Chartered Accountants of Pakistan as notified under the Act.

Where provisions of and directives issued under the Act, differ with the requirements of IAS 34, the provisions of and directives issued under the Act have been followed.

**2.1.2** These condensed interim financial statements does not include all the information and disclosures as required in an annual audited financial statements, and these should be read in conjunction with the Company's annual audited financial statements for the year ended June 30, 2025. These condensed interim financial statements are being submitted to the shareholders as required by the section 237 of the Companies Act, 2017.

# NOTES TO THE UNCONSOLIDATED CONDENSED INTERIM FINANCIAL STATEMENTS (Un-audited)

For The Nine Months Period Ended March 31, 2026

## 2.2 Standards, amendments to approved accounting standards effective in current period and are relevant

Certain standards, amendments and interpretations to IFRSs are effective for accounting periods beginning on July 01, 2025 but are considered not to be relevant or to have any significant effect on the Company's operations (although they may affect the accounting for future transactions and events) and are, therefore, not detailed in these condensed interim financial statements.

## 2.3 Standards, amendments to approved accounting standards and interpretations that are not yet effective and have not been early adopted by the Company

There are certain standards, amendments to the accounting standards and interpretations that are effective for accounting periods beginning on July 01, 2026 but are considered not to be relevant or to have any significant effect on the Company's operations and are, therefore, not detailed in these condensed interim financial statements.

## 2.4 Material accounting policies

All the material accounting policies and the methods of computation adopted in the preparation of these condensed interim financial statements are consistent with those applied in the preparation of audited annual financial statements for the year ended June 30, 2025.

## 3. ACCOUNTING ESTIMATES AND JUDGEMENTS

The preparation of condensed interim financial statements require management to make judgments, estimates and assumptions that affect the application of accounting policies and the reported amounts of assets and liabilities, income and expenses. Actual results may differ from these estimates.

In preparing these condensed interim financial statements, the significant judgments made by management in applying the Company's accounting policies and the key sources of estimation and uncertainty were the same as those that applied to the audited annual financial statements for the year ended June 30, 2025.

	Note	Un-audited March 31, 2026 Rupees	Audited June 30, 2025 Rupees	
<b>4</b>	<b>PROPERTY, PLANT AND EQUIPMENT</b>			
	Operating fixed assets	4.1	18,064,233,952	16,018,627,208
	Capital work-in-progress	4.2	2,109,288,926	2,732,883,492
			20,173,522,878	18,751,510,700
<b>4.1</b>	<b>Operating fixed Assets</b>			
	Net book value at beginning of the period / year		16,018,627,208	14,103,694,892
	Additions during the period / year	4.1.1	3,089,332,489	3,126,939,456
	Disposals costing Rs.110.500 million (June 30, 2025: Rs.313.853 million)			
	- at net book value	4.1.3	(17,401,852)	(47,321,974)
	Depreciation charge for the period / year		(1,026,323,893)	(1,164,685,166)
	Net book value at end of the period / year		18,064,233,952	16,018,627,208

# NOTES TO THE UNCONSOLIDATED CONDENSED INTERIM FINANCIAL STATEMENTS (Un-audited)

For The Nine Months Period Ended March 31, 2026

		Un-audited March 31, 2026 Rupees	Audited June 30, 2025 Rupees
<b>4.1.1</b>	<b>Additions To Operating Fixed Assets, Including Transfer</b>		
	<b>From Capital Work-in-progress, During The Period / Year:</b>		
	Residential buildings and others on freehold land	-	8,671,770
	Factory buildings on freehold land	294,123,773	120,821,611
	Plant and machinery	4.1.4 2,706,955,364	2,845,149,909
	Electric installation	10,018,129	36,766,462
	Equipment:		
	- Office	-	611,000
	- Mills	3,052,359	3,369,522
	- Electric equipment	3,577,544	-
	Computer hardware	13,412,105	18,888,966
	Vehicles	28,495,200	88,960,800
	Furniture and fixtures	29,698,015	3,699,416
		3,089,332,489	3,126,939,456

**4.1.2** These include transfer from capital work-in-progress amounting Rs.3,089.332 million (June 30, 2025: Rs.3,127.189 million).

**4.1.3** These include disposal costing Rs. 3,248.096 thousand (June 30, 2025: Rs.77.543 thousand) against sale of machinery to Reliance Cotton Spinning Mills Limited (a related party).

**4.1.4** These include machinery costing Rs.523.100 million (June 30, 2025: Rs.1,118.486 million) purchased from Reliance Cotton Spinning Mills Limited (a related party).

		Un-audited March 31, 2026 Rupees	Audited June 30, 2025 Rupees
<b>4.2</b>	<b>Capital work-in-progress</b>		
	Building	884,553,476	736,704,035
	Furniture and fixtures	16,895,289	4,822,698
	Plant and machinery	4.2.1 873,448,792	1,533,229,219
	<b>Advance payments against:</b>		
	- freehold land	26,502,400	9,002,400
	- factory / office building	6,668,800	6,668,800
	- plant and machinery	4.2.2 195,422,524	-
	- electric installation	73,624,924	417,806,377
	- vehicles	16,048,589	21,521,563
	- Computers	16,124,132	3,128,400
		334,391,369	458,127,540
		2,109,288,926	2,732,883,492

# NOTES TO THE UNCONSOLIDATED CONDENSED INTERIM FINANCIAL STATEMENTS (Un-audited)

For The Nine Months Period Ended March 31, 2026

		Un-audited March 31, 2026 Rupees	Audited June 30, 2025 Rupees
<b>5. LONG TERM INVESTMENTS</b>			
Subsidiary Companies - at cost	5.1	5,847,325,690	4,163,135,476
Associated Companies - at cost		15,140,698,514	15,140,698,514
Others - equity instruments	5.2	8,717,063,455	6,730,127,355
- debt instruments	5.3	45,750,000	45,000,000
Share deposit money		-	198,106,830
		29,750,837,659	26,277,068,175
<b>5.1</b>	This includes the investment amounting to Rs. 1,684.190 million made in Sapphire USA LLC, a foreign 100% subsidiary company.		
<b>5.2 Equity Instruments - at FVTOCI</b>			
<b>Quoted</b>			
<b>MCB Bank Limited</b>			
18,837,275 ordinary shares of Rs.10 each - cost		984,949,221	984,949,221
Adjustment arising from re-measurement to fair value		5,930,779,550	4,446,590,653
		6,915,728,771	5,431,539,874
<b>Habib Bank Limited</b>			
7,244,196 ordinary shares of Rs.10 each - cost		1,217,073,609	1,217,073,609
Adjustment arising from re-measurement to fair value		583,761,075	81,013,872
		1,800,834,684	1,298,087,481
<b>Unquoted</b>			
<b>TCC Management Services (Pvt.) Limited</b>			
50,000 ordinary shares of Rs.10 each		500,000	500,000
		8,717,063,455	6,730,127,355
<b>5.3 Debt Instruments - at FVTOCI</b>			
<b>Habib Bank Limited term finance certificates (TFCs)</b>			
500 term finance certificates of Rs.100,000 each - cost		50,000,000	50,000,000
Adjustment arising from re-measurement to fair value		(4,250,000)	(5,000,000)
		45,750,000	45,000,000
<b>6. STOCK-IN-TRADE</b>			
Raw materials		12,342,404,170	12,101,294,301
Work-in-process		1,722,130,830	1,332,401,918
Finished goods		4,047,324,697	4,409,468,946
		18,111,859,697	17,843,165,165
<b>7 LONG TERM LIABILITIES</b>			
Long term finances	7.1	5,637,668,956	3,910,615,772
Less: current portion grouped under current liabilities		(899,095,696)	(973,030,232)
		4,738,573,260	2,937,585,540

# NOTES TO THE UNCONSOLIDATED CONDENSED INTERIM FINANCIAL STATEMENTS (Un-audited)

For The Nine Months Period Ended March 31, 2026

		Un-audited March 31, 2026 Rupees	Audited June 30, 2025 Rupees
<b>7.1</b>	<b>Long term finances - secured</b>		
	Balance at beginning of the period / year	3,910,615,772	4,879,134,573
	Add: disbursements during the period / year	2,606,140,000	-
	Less: repayments made during the period / year	(879,086,816)	(968,518,801)
	Balance at end of the period / year	5,637,668,956	3,910,615,772

**7.1.1** The Company, during the period, has arranged long term finance facility amounting Rs.3,000 million from Allied Bank Limited for the purpose of balance sheet reprofiling. The bank against the said facility disbursed Rs.2,500 million till reporting date. This loan is repayable in sixteen equal quarterly installments including one year of grace period. This facility carry mark-up at the rate of 3-month Kibor plus 0.5% per annum and is secured against joint pari passu charge over all present and future fixed assets of the Company with 25% margin.

The Company has arranged long term finance facilities amounting Rs.106.140 million from Habib Bank Limited to retire import documents under SBP scheme for imported plant and machinery. The bank against the said facility disbursed different amounts in four tranches. These finances carry mark-up at the rate 7.50% and are secured against the first Pari Passu/Joint Pari Passu charge over all the present and future Fixed Assets (Plant and Machinery) of the Company.

**7.1.2** All the terms and conditions of long term finances are materially same as disclosed in audited annual financial statements of the Company for the year ended June 30, 2025. These long term finances, during the period, carried mark-up / profit at the rates ranged from 2.00% to 13.18% (June 30, 2025: 2.00% to 20.64%) per annum.

		Un-audited March 31, 2026 Rupees	Audited June 30, 2025 Rupees
<b>8.</b>	<b>SHORT TERM BORROWINGS</b>		
	Running / cash finances - secured	17,474,397,632	13,052,098,807
	Running musharakah finance - secured	1,583,235,227	3,336,292,357
	Temporary bank overdraft - unsecured	37,500,919	517,889
		19,095,133,778	16,388,909,053

**8.1** The Company has obtained short term finance facilities, aggregating Rs.44,161 million (June 30, 2025: Rs.43,955 million) from various commercial banks under mark-up arrangements. These finance facilities are secured against hypothecation charge of Rs.64,727.67 million (June 30, 2025: Rs.51,460 million) over current assets of the Company, lien on export / import documents, trust receipts and promissory notes duly signed by the directors. These finances carry mark-up / profit at the rates ranging from 4.50% to 13.41% (June 30, 2025: 7.25% to 22.09%) per annum. These facilities are expiring on various dates upto April 30, 2026.

## 9. LEVIES AND INCOME TAXATION

The provision for levies and income taxation for the nine month period ended and quarter ended March 31, 2026 has been made using the best possible estimate of total annual tax liability of the Company. Amount accrued may has to be adjusted in the subsequent period.

# NOTES TO THE UNCONSOLIDATED CONDENSED INTERIM FINANCIAL STATEMENTS (Un-audited)

For The Nine Months Period Ended March 31, 2026

## 10. CONTINGENCIES AND COMMITMENTS

### 10.1 Contingencies

Guarantees aggregating Rs.1,730,523 million (June 30, 2025: Rs.1,650,968 million) have been issued by banks of the Company to various Government institutions and Sui Northern Gas Pipelines Limited.

There has been no material change in the status of other contingencies as disclosed in the audited annual financial statements of the Company for the year ended June 30, 2025.

	Un-audited March 31, 2026 Rupees	Audited June 30, 2025 Rupees
<b>10.2 Commitments in respect of:</b>		
• letters of credit for capital expenditure	212,634,947	735,335,918
• letters of credit for purchase of raw materials and stores, spare parts & chemicals	2,544,924,278	1,107,209,207
• capital expenditure other than letters of credit	304,465,112	165,887,117
• foreign bills discounted	1,991,261,864	2,729,105,481

### 11. SALES - net

Segment wise disaggregation of revenue from contracts with respect to type of goods and services and geographical market is presented below:

	For The Nine Months Period Ended March 31, 2026 - Un-audited			
	Spinning	Knits	Denim	Total
	-----Rupees-----			
<b>Types of goods and services</b>				
<b>Local sales</b>				
- Yarn	9,625,685,803	1,760,851	54,758,524	9,682,205,178
- Fabric	-	546,099,177	5,614,888,534	6,160,987,711
- Garments	-	515,963,499	4,537,688	520,501,187
- Waste	380,116,985	41,693,409	64,353,317	486,163,711
- Raw materials	602,164,722	-	-	602,164,722
- Local steam income	97,500	-	-	97,500
- Processing income	11,047,397	115,641,640	114,838,743	241,527,780
	10,619,112,407	1,221,158,576	5,853,376,806	17,693,647,789
<b>Export Sales</b>				
- Yarn	9,280,339,629	76,124,686	-	9,356,464,315
- Fabric	-	751,726,489	2,665,847,541	3,417,574,030
- Garments	-	3,215,980,903	531,608,084	3,747,588,987
- Waste	260,905,883	-	-	260,905,883
	9,541,245,512	4,043,832,078	3,197,455,625	16,782,533,215

# NOTES TO THE UNCONSOLIDATED CONDENSED INTERIM FINANCIAL STATEMENTS (Un-audited)

For The Nine Months Period Ended March 31, 2026

For The Nine Months Period Ended March 31, 2026 - Un-audited

	Spinning	Knits	Denim	Total
-----Rupees-----				
<b>Export rebate</b>				
- Yarn	491,551	20,101	-	511,652
- Fabric	-	7,114,535	54,654,870	61,769,405
- Garments	-	48,534,775	-	48,534,775
	491,551	55,669,411	54,654,870	110,815,832
	20,160,849,470	5,320,660,065	9,105,487,301	34,586,996,836
<b>Timing of revenue recognition</b>				
Goods transferred at a point in time	20,149,802,073	5,205,018,425	8,990,648,558	34,345,469,056
Services rendered at a point in time	11,047,397	115,641,640	114,838,743	241,527,780
	20,160,849,470	5,320,660,065	9,105,487,301	34,586,996,836

For The Nine Months Period Ended March 31, 2025 - Un-audited

	Spinning	Knits	Denim	Total
-----Rupees-----				
<b>Types of goods and services</b>				
<b>Local sales</b>				
- Yarn	9,558,029,616	3,389,580	12,083,486	9,573,502,682
- Fabric	-	457,135,029	7,327,298,973	7,784,434,002
- Garments	-	401,720,360	-	401,720,360
- Waste	709,427,544	43,732,009	92,309,529	845,469,082
- Raw materials	283,059,789	-	-	283,059,789
- Local steam income	20,896,200	-	-	20,896,200
- Processing income	7,989,257	545,721,508	44,685,907	598,396,672
	10,579,402,406	1,451,698,486	7,476,377,895	19,507,478,787
<b>Export Sales</b>				
- Yarn	9,829,375,931	147,158,861	-	9,976,534,792
- Fabric	-	1,029,182,020	3,603,948,024	4,633,130,044
- Garments	-	5,229,702,135	-	5,229,702,135
- Waste	60,143,780	-	-	60,143,780
	9,889,519,711	6,406,043,016	3,603,948,024	19,899,510,751

# NOTES TO THE UNCONSOLIDATED CONDENSED INTERIM FINANCIAL STATEMENTS (Un-audited)

For The Nine Months Period Ended March 31, 2026

For The Nine Months Period Ended March 31, 2025 - Un-audited

	Spinning	Knits	Denim	Total
-----Rupees-----				
<b>Export rebate</b>				
- Yarn	764,298	228,231	-	992,529
- Fabric	-	2,486,031	18,903,343	21,389,374
- Garments	-	21,376,923	-	21,376,923
	764,298	24,091,185	18,903,343	43,758,826
	20,469,686,415	7,881,832,687	11,099,229,262	39,450,748,364
<b>Timing of revenue recognition</b>				
Goods transferred at a point in time	20,461,697,158	7,336,111,179	11,054,543,355	38,852,351,692
Services rendered at a point in time	7,989,257	545,721,508	44,685,907	598,396,672
	20,469,686,415	7,881,832,687	11,099,229,262	39,450,748,364

-----Un-audited-----

		Nine Months Period Ended March 31,		Quarter Ended March 31,	
		2026 Rupees	2025 Rupees	2026 Rupees	2025 Rupees
<b>12.</b>	<b>COST OF SALES</b>				
	Finished goods at beginning of the period	4,409,468,946	3,976,618,720	4,129,543,025	4,655,522,077
	Cost of goods manufactured	12.1	31,791,721,076	35,765,030,032	10,655,238,119
	Cost of raw materials sold		749,725,080	257,426,024	148,127,239
			32,541,446,156	36,022,456,056	10,803,365,358
			36,950,915,102	39,999,074,776	14,932,908,383
	Finished goods at end of the period		(4,047,324,697)	(4,373,402,336)	(4,373,402,336)
			32,903,590,405	35,625,672,440	10,885,583,686
<b>12.1</b>	<b>Cost of goods manufactured</b>				
	Work-in-process at beginning of the period		1,332,401,918	1,396,530,229	1,566,819,344
	Raw materials consumed		21,163,340,497	22,974,413,805	7,209,945,330
	Direct labour and other overheads		11,018,109,491	12,799,652,829	3,600,604,275
			32,181,449,988	35,774,066,634	10,810,549,605
			33,513,851,906	37,170,596,863	12,377,368,949
	Work-in-process at end of the period		(1,722,130,830)	(1,405,566,831)	(1,722,130,830)
			31,791,721,076	35,765,030,032	10,655,238,119

# NOTES TO THE UNCONSOLIDATED CONDENSED INTERIM FINANCIAL STATEMENTS (Un-audited)

For The Nine Months Period Ended March 31, 2026

## 13. OTHER INCOME

This mainly includes dividend received from following related parties:

		-----Un-audited----- Nine Months Period Ended	
		March 31,	
	Note	2026 Rupees	2025 Rupees
- Sapphire Electric Company Ltd.		433,173,900	1,299,521,699
- Triconboston Consulting Corporation (Pvt.) Ltd.		228,000,000	178,125,000
- Reliance Cotton Spinning Mills Ltd.		921,708	614,472
- UCH-I Power (Pvt.) Ltd.		2,500,025,009	-
- UCH-II Power (Pvt) Ltd.		750,046,157	-
		3,912,166,774	1,478,261,171
<b>14. CASH USED IN OPERATIONS</b>			
Profit before taxation		2,763,624,739	2,634,014,404
<b>Adjustments for non-cash and other items:</b>			
Depreciation		1,026,323,893	847,009,420
Amortization of intangible assets		1,176,357	1,155,524
Staff retirement benefit - gratuity		224,235,000	210,600,000
Gain on disposal of operating fixed assets		(20,830,538)	(19,153,985)
Loss on sale of stores and spares		5,558,028	-
Dividend and interest income		(4,773,653,451)	(2,325,884,236)
Finance cost		1,744,440,189	1,522,131,114
Working capital changes	14.1	(1,363,963,002)	(5,043,691,040)
		(393,088,785)	(2,173,818,798)

# NOTES TO THE UNCONSOLIDATED CONDENSED INTERIM FINANCIAL STATEMENTS (Un-audited)

For The Nine Months Period Ended March 31, 2026

		-----Un-audited----- Nine Months Period Ended	
		March 31,	
Note		2026 Rupees	2025 Rupees
<b>14.1</b>	<b>Working capital changes</b>		
	<b>(Increase) / decrease in current assets:</b>		
	- stores, spare parts and loose tools	318,711,686	(26,598,663)
	- stock-in-trade	(268,694,532)	(3,128,849,404)
	- trade debts	(1,409,814,979)	(838,412,687)
	- loans and advances	(304,972,881)	127,755,149
	- deposits and other receivables	(191,825,174)	(1,343,158,523)
		(1,856,595,880)	(5,209,264,128)
	<b>Increase / (decrease) in current liabilities:</b>		
	- trade and other payables	476,447,565	864,956,906
	- contract liabilities	16,185,313	(699,383,818)
		492,632,878	165,573,088
		(1,363,963,002)	(5,043,691,040)

## 15. FINANCIAL RISK MANAGEMENT

The Company's activities expose it to a variety of financial risks: market risk (including currency risk, interest rate risk and price risk), credit risk and liquidity risk.

There has been no change in the Company's sensitivity to these risks since June 30, 2025, except for the change in exposure from liquidity risks due to increase in borrowings and general exposure due to fluctuations in foreign currency and interest rates. There have been no change in risk management objectives and policies of the Company during the period.

These condensed interim financial statement does not include all financial risk management information and disclosures as are required in the audited annual financial statements and should be read in conjunction with the Company's audited annual financial statement as at June 30, 2025.

## 16. FAIR VALUE OF FINANCIAL ASSETS AND FINANCIAL LIABILITIES

Fair value is the price that would be received upon sale of an asset or paid upon transfer of a liability in an orderly transaction between market participants at the measurement date. Underlying the definition of fair value is the presumption that the Company is a going concern and there is no intention or requirement to curtail materially the scale of its operation or to undertake a transaction on adverse terms.

Given below is the analysis of financial instruments, carried at fair value, by valuation method. The different levels have been defined as follows:

- Quoted prices (unadjusted) in active markets for identical assets or liabilities [Level 1].
- Inputs other than quoted prices included within level 1 that are observable for the asset or liability, either directly (that is, as prices) or indirectly (that is, derived from prices) [Level 2].
- Inputs for the asset or liability that are not based on observable market data (that is, unobservable inputs) [Level 3].

The Company's financial assets measured at fair value consists of level 1 financial assets amounting Rs.13,956.239 million (June 30, 2025: Rs.11,318,103 million).

During the period ended March 31, 2026, there were no transfers amongst the levels. Further, there were no changes in the valuation techniques during the period.

The carrying values of other financial assets and liabilities reflected in the financial statements approximate their fair values.

# NOTES TO THE UNCONSOLIDATED CONDENSED INTERIM FINANCIAL STATEMENTS (Un-audited)

For The Nine Months Period Ended March 31, 2026

## 17. TRANSACTIONS WITH RELATED PARTIES

17.1 Significant transactions with related parties are as follows:

	-----Un-audited----- Nine Months Period Ended March 31,	
	2026 Rupees	2025 Rupees
<b>Transactions with Subsidiary Companies</b>		
Dividend received	433,173,900	1,299,521,700
Expenses charged to	28,712,671	1,240,295
Loans provided	66,488,591	37,207,617
Mark-up charged	54,531,338	69,308,557
Stores Sale	74,820	-
Investment made	1,325,427,884	-
<b>Transactions with Associated Companies</b>		
<b>Sales:</b>		
• raw material / yarn / fabric / stores	824,364,700	1,019,166,320
• assets	7,100,000	800,000
<b>Purchases:</b>		
• raw material / yarn / fabric / stores	1,071,900,240	1,490,664,744
• assets	347,440,210	987,230,884
<b>Services:</b>		
• rendered	88,508,019	45,062,845
• obtained	2,662,347	3,327,869
Expenses charged by	110,291,858	71,056,511
Expenses charged to	7,623,613	24,428,250
Advance against share deposit	-	14,211,526,010
<b>Dividend:</b>		
• received	3,478,992,874	178,739,472
• paid	185,245,160	111,201,540
<b>Transactions with Key management personnel</b>		
Remuneration and other benefits	889,230,056	679,031,085
<b>Transactions with Retirement fund</b>		
Contribution made	58,661,063	46,704,927

# NOTES TO THE UNCONSOLIDATED CONDENSED INTERIM FINANCIAL STATEMENTS (Un-audited)

For The Nine Months Period Ended March 31, 2026

	Un-audited March 31, 2026 Rupees	Audited June 30, 2025 Rupees
<b>17.2</b> Period / year end balances are as follows:		
<b>Receivables from related parties</b>		
Advance	39,549,810	-
Trade debts	166,337,357	155,139,537
Other receivables	714,389,151	991,442,374
<b>Payable to related parties</b>		
Trade and other payables	30,872,928	235,033,813

	March 31, 2026		June 30, 2025	
	Conventional	Shariah Compliant	Conventional	Shariah Compliant
	Rupees	Rupees	Rupees	Rupees
<b>18. SHAHRIAH SCREENING DISCLOSURE</b>				
<b>Statement of Financial Position - Assets</b>				
Long term Investments	29,749,530,390	1,306,269	26,277,068,175	-
Short term Investments	3,038,504,699	2,154,921,009	-	4,542,976,139
<b>Statement of Financial Position - Liability</b>				
Long term finances	4,784,347,413	853,321,543	2,915,684,633	994,931,139
Short term borrowings	13,593,597,063	2,853,235,226	5,280,000,000	2,379,999,806
Running finances under				
mark-up arrangements	2,648,301,490	-	6,522,616,890	2,206,292,357
Accrued mark-up	227,751,804	79,020,466	208,610,397	83,898,700

# NOTES TO THE UNCONSOLIDATED CONDENSED INTERIM FINANCIAL STATEMENTS (Un-audited)

For The Nine Months Period Ended March 31, 2026

	March 31, 2026		March 31, 2025	
	Conventional Rupees	Shariah Compliant Rupees	Conventional Rupees	Shariah Compliant Rupees
<b>Statement of Profit and Loss and other Comprehensive Income</b>				
Revenue earned from shariah compliant business segment	-	34,586,996,836	-	39,450,748,364
<b>Unrealised gain on investments</b>				
- long term	1,987,686,100	-	-	1,218,774,508
- short term	92,296,328	158,577,413	1,149,507,118	-
Other income				
a) Profit on bank deposits	22,726,325	-	7,909,311	-
b) Dividend Income	4,736,813,281	36,840,170	2,284,423,089	41,461,148
c) Exchange (loss) / gain on actual currency	17,264,143	-	10,249,085	-
d) Gain on sale of operating fixed assets	-	20,830,538	-	19,153,984
Mark-up on short term finances	1,135,109,462	346,640,270	975,904,190	298,022,088
Mark-up on long term finances	132,884,495	26,138,803	102,125,659	20,088,442
The Company have banking relation with the following shariah-compliant financial institutions:				
a)	Meezan Bank Limited			
b)	Bank Islami Pakistan Limited			
c)	Dubai Islamic Pakistan Limited			
d)	Faysal Bank Limited			

## 19. CORRESPONDING FIGURES

- In order to comply with the requirements of International Accounting Standard 34 - 'Interim Financial Reporting', the condensed interim statement of financial position has been compared with the balances of audited annual financial statements of the Company for the year ended June 30, 2025, whereas, the condensed interim statement of profit or loss, condensed interim statement of other comprehensive income, condensed interim statement of cash flows and condensed interim statement of changes in equity have been compared with the balances of comparable period of condensed interim financial statements of the Company for the nine months period ended March 31, 2025.
- Comparative information has been re-classified, re-arranged or additionally incorporated in these interim financial statements, where necessary, to facilities better comparison and to conform with the changes in presentation.

# NOTES TO THE UNCONSOLIDATED CONDENSED INTERIM FINANCIAL STATEMENTS (Un-audited)

For The Nine Months Period Ended March 31, 2026

## 20. SUBSEQUENT EVENT

Subsequent to the period end, to account for the effect of amalgamation / merger of Reliance Cotton Spinning Mills Limited (an Associated Company) with and into the Company (as detailed in note 1.1 to these Interim financial statements), the Company, as on April 24, 2026, has issued 4,199,353 Ordinary shares to the shareholders of Reliance Cotton Spinning Mills Limited. The effect of transfer of all moveable and / or immoveable assets and liabilities and issuance of shares shall be accounted for in the annual financial statements of the Company for the year ending June 30, 2026. The Statement of Financial Position of the Company after taking into account the effect of above merger on the effective date is presented below:

	<b>Un-audited March 31, 2026 Rupees</b>
<b>ASSETS</b>	
<b>Non-current assets</b>	
Property, plant and equipment	24,946,675,867
Investment property	194,197,742
Intangible assets	183,333
Long term investments	31,337,019,231
Long term loans	120,000
Long term deposits	86,835,769
	<b>56,565,031,942</b>
<b>Current assets</b>	
Stores, spare parts and loose tools	1,273,165,339
Stock-in-trade	23,003,249,529
Trade debts	9,582,048,422
Loans and advances	1,060,024,871
Trade deposits and short term prepayments	106,872,677
Short term investments	5,366,558,732
Other receivables	7,930,195,156
Tax refunds due from Government	6,173,099,206
Cash and bank balances	1,082,778,163
	<b>55,577,992,095</b>
<b>Total assets</b>	<b>112,143,024,037</b>
<b>EQUITY AND LIABILITIES</b>	
<b>Share capital and reserves</b>	
Issued, subscribed and paid-up capital	248,712,280
Reserves	42,902,013,638
Merger Reserve	(1,255,892,791)
Unappropriated profit	20,927,598,319
	<b>62,822,431,446</b>
<b>Liabilities</b>	
<b>Non-current liabilities</b>	
Long term liabilities	6,065,793,128
Staff retirement benefit - gratuity	1,239,943,950
Deferred taxation	816,006,282
	<b>8,121,743,360</b>

# NOTES TO THE UNCONSOLIDATED CONDENSED INTERIM FINANCIAL STATEMENTS (Un-audited)

For The Nine Months Period Ended March 31, 2026

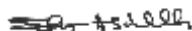
	Un-audited March 31, 2026 Rupees
<b>Current liabilities</b>	
Trade and other payables	7,775,486,850
Contract liabilities	537,420,243
Accrued mark-up / interest	445,684,652
Short term borrowings	26,681,062,666
Current portion of long term liabilities	1,262,931,470
Unclaimed dividend	14,410,131
Provision for income tax / levies	4,481,853,219
	41,198,849,231
<b>Total liabilities</b>	49,320,592,591
<b>Total equity and liabilities</b>	112,143,024,037

## 21. DATE OF AUTHORISATION FOR ISSUE

These condensed interim financial statements were approved by the Board of Directors and authorised for issue on April 28, 2026.



Chief Executive Officer



Director



Chief Financial Officer



**CONSOLIDATED  
FINANCIAL STATEMENTS**

FOR THE NINE MONTHS PERIOD ENDED  
MARCH 31, 2026

# DIRECTORS' REPORT TO THE SHAREHOLDERS

The directors are pleased to present their report together with consolidated financial statements of Sapphire Fibres Limited and its subsidiaries Sapphire Electric Company Limited, Premier Cement Limited, Sapphire Cement Company Limited, Sapphire Hydro Limited, Sapphire Energy (Pvt.) Limited, Ignite Power (Private) Limited, Sapphire Mining Exploration (Private) Limited, Sapphire Building Materials Limited, Sapphire Power Limited, Sapphire Properties (Private) Limited and Sapphire USA LLC for the Nine Months ended March 31, 2026. The Company has annexed consolidated financial statements along with its separate financial statements in accordance with the requirements of the International Accounting Standard-27 (Consolidated and Separate Financial Statements).

## **Sapphire Electric Company Limited (SECL):**

Sapphire Electric Company Limited was incorporated in Pakistan as a public unlisted company under the Companies Ordinance, 1984 on January 18, 2005. Sapphire Fibres Limited has holding of 68.11% (2025: 68.11%) share capital of the subsidiary.

The principal activity of the subsidiary company is to own, operate and maintain a combined cycle power station having net capacity of 212 MW.

## **Premier Cement Limited (PCL):**

Premier Cement Limited was incorporated in Pakistan as an unlisted public company limited by shares under the Companies Ordinance, 1984 on July 26, 2016. SFL holds 100% shares of PCL as on March 31, 2026.

PCL intends to establish and install plant for manufacturing all kinds of cement and its allied products.

## **Sapphire Cement Company Limited (SCCL):**

Sapphire Cement Company Limited was incorporated in Pakistan as an unlisted public company limited by shares under the Companies Ordinance, 1984 on October 28, 2016. SFL holds 100% shares of SCCL as on March 31, 2026.

Subject to necessary approvals, SCCL intends to establish and install plant for manufacturing all kinds of cement and its allied products.

## **Sapphire Hydro Limited (SHL):**

Sapphire Hydro Limited was incorporated in Pakistan as an unlisted public company limited by shares under the Companies Act, 2017 on September 07, 2017. The principal business of the subsidiary company shall be to construct, establish and set up a Hydro Electric Power generation project having a net capacity of 150 MW with potential of 682 GWh of annual energy generation at Sharmai, Khyber Pakhtunkhwa.

Sapphire Hydro Limited is a wholly owned subsidiary of Sapphire Electric Company Limited which is a subsidiary of Sapphire Fibres Limited.

## **Sapphire Energy (Private) Limited (SEPL):**

Sapphire Energy (Private) Limited was incorporated in Pakistan as a private company limited by shares under the Companies Act, 2017 on December 11, 2017. SFL holds 100% shares of SEPL as on March 31, 2026.

SEPL intends to undertake, develop power projects and make equity investment, acquire or hold shares in companies involved in energy generation and operate a terminal for handling, regasification, storage, treatment and processing of all types of gases and all other related liquids, chemical & petroleum products.

## **Ignite Power (Private) Limited (IPPL):**

Ignite Power (Private) Limited is a 99.93% owned subsidiary of Sapphire Energy (Private) Limited which is a wholly owned subsidiary of the Parent Company and was incorporated in Pakistan as a private company limited by shares under the Companies Act, 2017 on July 03, 2019. It intends to undertake, develop power projects including the use of solar energy systems and all other forms of energy and products or services associated therewith.

## **Sapphire Mining Exploration (Private) Limited (SMEL):**

Sapphire Mining Exploration (Private) Limited was incorporated in Pakistan as a private company limited by shares under the Companies Act, 2017 on August 25, 2020. Subject to necessary approvals, SMEL intends to establish and install plant for manufacturing all kinds of cement and its allied products in Gilgit.

SMEL is a wholly owned subsidiary of Premier Cement Limited which is a subsidiary of Sapphire Fibres Limited.

## **Sapphire Building Materials Limited (SBML):**

Sapphire Building Materials Limited was incorporated in Pakistan as an unlisted public company limited by shares under the Companies Act, 2017 on March 24, 2021. SBML intends to deal in allied products used in construction industry.

SBML is a wholly owned subsidiary of Premier Cement Limited which is a subsidiary of Sapphire Fibres Limited.

## **Sapphire Power Limited (SPL):**

Sapphire Power Limited is a public unlisted company limited by shares incorporated in Pakistan on April 19, 2021 under the Companies Ordinance, 1984 (now Companies Act, 2017). The principal activity of the Company is to generate, purchase, import, transform, convert, distribute and supply electricity including the hydril and wind power system.

SPL is a wholly owned subsidiary of Sapphire Fibres Limited ("the Holding Company").

**Sapphire Properties (Private) Limited (SPPL):**

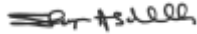
Sapphire Properties (Private) Limited (the Company) is a private company limited by shares incorporated in Pakistan on August 05, 2022 under the Companies Act, 2017. The principal line of business of the SPPL is to invest, manage, construct, develop, hold, acquire, sell and purchase all types of real estate projects.

SPPL is a wholly owned subsidiary of Sapphire Fibres Limited.

**Sapphire USA LLC:**

Sapphire USA LLC was incorporated with the objective of extending the Company's global footprint and enhancing its capabilities in textile operations, particularly in the Knits and Denim market in the United States.

**For and on behalf of the Board of Directors**



SHAYAN ABDULLAH  
DIRECTOR



SHAHID ABDULLAH  
CHIEF EXECUTIVE

Lahore  
Dated: April 28, 2026

# ڈائریکٹرز کی حصص داران کو رپورٹ

ڈائریکٹرز 31 مارچ 2026ء کو ختم ہونے والی نو ماہی کے لئے سفارہ فابریز لمیٹڈ اور اسکی ذیلی کمپنیوں سفارہ الیکٹرک کمپنی لمیٹڈ، پری میجر سینٹ لمیٹڈ، سفارہ سینٹ کمپنی لمیٹڈ، سفارہ ہائیڈرو لمیٹڈ، سفارہ انرجی (پرائیویٹ) لمیٹڈ، اگنائٹ پاور (پرائیویٹ) لمیٹڈ، سفارہ مانتنگ ایکسپلوریشن (پرائیویٹ) لمیٹڈ، سفارہ بلڈنگ میٹریلز لمیٹڈ، سفارہ پاور لمیٹڈ، سفارہ پراپرٹیز (پرائیویٹ) لمیٹڈ اور سفارہ یو ایس اے ایل ایل سی کے اشتمال شدہ مالیاتی گوشواروں کے ہمراہ اپنی رپورٹ پیش کرتے ہوئے خوشی محسوس کرتے ہیں۔ کمپنی نے بین الاقوامی اکاؤنٹنگ معیار-27 (اشتمال شدہ اور الگ مالی گوشوارے) کی ضروریات کے مطابق اشتمال شدہ مالی گوشواروں کے ساتھ ساتھ اپنے الگ مالی گوشوارے منسلک کئے ہیں۔

## سفارہ الیکٹرک کمپنی لمیٹڈ (ایس ای سی ایل):

سفارہ الیکٹرک کمپنی لمیٹڈ (ایس ای سی ایل) 18 جنوری 2005ء کو کمپنیز آرڈیننس، 1984ء کے تحت غیر مندرج پبلک کمپنی کے طور پر شراکت سے پاکستان میں قائم ہوئی۔ سفارہ فابریز لمیٹڈ ذیلی کمپنی کے 68.11% (2025: 68.11%) حصص کیپٹل کی مالک ہے۔  
ذیلی کمپنی کی اصل سرگرمی 212 میگا واٹ کی خالص صلاحیت کے حامل کبائینڈ سائیکل پاور سٹیشن کی ملکیت، کو چلانا اور برقرار رکھنا ہے۔

## پری میجر سینٹ لمیٹڈ (پی سی ایل):

پری میجر سینٹ لمیٹڈ (پی سی ایل) 26 جولائی 2016ء کو کمپنیز آرڈیننس، 1984ء کے تحت ایک غیر مندرج پبلک کمپنی لمیٹڈ کے طور پر شراکت سے پاکستان میں قائم ہوئی۔ ایس ایف ایل 31 مارچ 2026ء کے مطابق پی سی ایل کے 100% حصص کی مالک ہے۔  
پی سی ایل ہر قسم کے سینٹ اور اس کی متعلقہ مصنوعات بنانے کے لئے پلانٹ قائم اور نصب کرنے کا ارادہ رکھتی ہے۔

## سفارہ سینٹ کمپنی لمیٹڈ (ایس سی سی ایل):

سفارہ سینٹ کمپنی لمیٹڈ (ایس سی سی ایل) 28 اکتوبر 2016ء کو کمپنیز آرڈیننس، 1984ء کے تحت ایک غیر مندرج پبلک کمپنی لمیٹڈ کے طور پر شراکت سے پاکستان میں قائم ہوئی۔ ایس ایف ایل 31 مارچ 2026ء کے مطابق ایس سی سی ایل کے 100% حصص کی مالک ہے۔  
ایس سی سی ایل ہر قسم کے سینٹ اور اس کی متعلقہ مصنوعات بنانے کے لئے پلانٹ قائم اور نصب کرنے کا ارادہ رکھتی ہے۔

## سفارہ ہائیڈرو لمیٹڈ (ایس ایچ ایل):

سفارہ ہائیڈرو لمیٹڈ (ایس ایچ ایل) 07 ستمبر 2017ء کو کمپنیز ایکٹ 2017ء کے تحت ایک غیر مندرج پبلک کمپنی لمیٹڈ کے طور پر شراکت سے پاکستان میں قائم ہوئی۔ ذیلی کمپنی کا اصل کاروبار شمسی، خیمبر پختونخواہ میں 682 GWh کی سالانہ بجلی کی پیداوار کی پٹنشل کے ساتھ 150 میگا واٹ کی خالص صلاحیت کا حامل ایک ہائیڈرو الیکٹرک پاور جنریشن منصوبہ تعمیر، قائم اور چلانا ہوگا۔

سفارہ ہائیڈرو لمیٹڈ (ایس ایچ ایل) بیزنس کمپنی سفارہ فابریز لمیٹڈ کی ذیلی کمپنی سفارہ الیکٹرک کمپنی لمیٹڈ کی ایک مکمل ملکیتی ذیلی کمپنی ہے۔

## سفارہ انرجی (پرائیویٹ) لمیٹڈ (ایس ای پی ایل):

سفارہ انرجی (پرائیویٹ) لمیٹڈ (ایس ای پی ایل) 11 دسمبر 2017ء کو کمپنیز ایکٹ 2017ء کے تحت ایک پرائیویٹ کمپنی لمیٹڈ کے طور پر شراکت سے پاکستان میں قائم ہوئی۔ ایس ایف ایل 31 مارچ 2026ء کے مطابق ایس ای پی ایل کے 100% حصص کی مالک ہے۔

ایس ای پی ایل بجلی پیدا کرنے اور تمام قسم کی گیسوں اور تمام دیگر متعلقہ مائع، کیمیکل اور پٹرولیم مصنوعات کی بینڈ لنگ، ری گیسیفیکیشن، اسٹوریج، ٹریڈنگ اور پروسیڈنگ کے لئے ایک ٹریڈنگ چلانے میں مصروف کمپنیوں میں توانائی کے منصوبوں میں حصہ لینے، شرکت کرنے اور سرمایہ کاری کرنے یا حصص حاصل کرنے کا ارادہ رکھتی ہے۔

### اگنائٹ پاور (پرائیویٹ) لمیٹڈ (آئی پی ایل):

اگنائٹ پاور (پرائیویٹ) لمیٹڈ (آئی پی ایل) پیرنٹ کمپنی سفارفا ہبرز لمیٹڈ کی ذیلی کمپنی سفار انرجی پرائیویٹ لمیٹڈ کی 99.93% ملکیتی ذیلی کمپنی ہے۔ اگنائٹ پاور (پرائیویٹ) لمیٹڈ (آئی پی ایل) 03 جولائی 2019ء کو کمپنیز ایکٹ 2017ء کے تحت ایک پرائیویٹ کمپنی لمیٹڈ کے طور پر شراکت سے پاکستان میں قائم ہوئی۔ سولر انرجی سسٹم کے استعمال اور توانائی کی تمام دیگر شکلوں اور مصنوعات یا اس سے متعلقہ خدمات سمیت پاور پروجیکٹس حاصل، ترقی دینے کا ارادہ رکھتی ہے۔

### سفار ماننگ ایکسپلوریشن (پرائیویٹ) لمیٹڈ (ایس ایم ای ایل):

سفار ماننگ ایکسپلوریشن (پرائیویٹ) لمیٹڈ (ایس ایم ای ایل) 25 اگست 2020ء کو کمپنیز ایکٹ 2017ء کے تحت ایک پرائیویٹ کمپنی لمیٹڈ کے طور پر شراکت سے پاکستان میں قائم ہوئی۔ ضروری منظوریوں کے حوالہ سے، ایس ایم ای ایل گلگت میں تمام اقسام کے سیمنٹ اور اس کی متعلقہ مصنوعات کی تیاری کے لئے پلانٹ قائم اور نصب کرنے کا ارادہ رکھتی ہے۔ ایس ایم ای ایل سفارفا ہبرز لمیٹڈ کی ذیلی کمپنی پریمر سیمنٹ لمیٹڈ کی مکمل ملکیتی ذیلی کمپنی ہے۔

### سفار بلڈنگ میٹریلز لمیٹڈ (ایس بی ایم ایل):

سفار بلڈنگ میٹریلز لمیٹڈ (ایس بی ایم ایل) 24 مارچ 2021ء کو کمپنیز ایکٹ 2017ء کے تحت ایک غیر مندرج پبلک کمپنی لمیٹڈ کے طور پر شراکت سے پاکستان میں قائم ہوئی۔ ایس بی ایم ایل تعمیراتی صنعت میں استعمال ہونے والی متعلقہ مصنوعات میں ڈیل کرنے کا ارادہ رکھتی ہے۔ ایس بی ایم ایل سفارفا ہبرز لمیٹڈ کی ذیلی کمپنی پریمر سیمنٹ لمیٹڈ کی مکمل ملکیتی ذیلی کمپنی ہے۔

### سفار پاور لمیٹڈ (ایس پی ایل):

سفار پاور لمیٹڈ (ایس پی ایل) 19 اپریل 2021ء کو کمپنیز ایکٹ 2017ء کے تحت ایک پبلک غیر مندرج کمپنی لمیٹڈ کے طور پر شراکت سے پاکستان میں قائم ہوئی۔ کمپنی کی اصل سرگرمی ہائیڈرل اور ونڈ پاور سسٹم سمیت بجلی کی پیداوار، خریداری، درآمد، ٹرانسفارم، کنورٹ، تقسیم اور سپلائی کرنا ہے۔ کمپنی سفارفا ہبرز لمیٹڈ (ہولڈنگ کمپنی) کی مکمل ملکیتی ذیلی کمپنی ہے۔

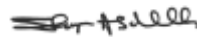
### سفار پراپرٹیز (پرائیویٹ) لمیٹڈ (ایس پی پی ایل):

سفار پراپرٹیز (پرائیویٹ) لمیٹڈ (ایس پی پی ایل) 5 اگست 2022ء کو کمپنیز ایکٹ 2017ء کے تحت ایک پرائیویٹ کمپنی لمیٹڈ کے طور پر شراکت سے پاکستان میں قائم ہوئی۔ کمپنی کا مقصد رئیل اسٹیٹ کے منصوبوں میں سرمایہ کاری کرنا ہے۔ سفار پراپرٹیز (پرائیویٹ) لمیٹڈ، سفارفا ہبرز لمیٹڈ کی مکمل ملکیتی ذیلی کمپنی ہے۔


### سفار یو ایس اے ایل ایل سی:

سفار یو ایس اے ایل ایل سی کو کمپنی کے عالمی تاثر کو بڑھانے اور ٹیکسٹائل آپریشنز، خاص طور پر امریکہ میں ٹیکس اور ڈینم مارکیٹ میں اپنی صلاحیتوں کو بڑھانے کے مقاصد کے ساتھ شامل کیا گیا ہے۔

### منجانب بورڈ آف ڈائریکٹرز



شایان عبداللہ  
ڈائریکٹر



شاہد عبداللہ  
چیف ایگزیکٹو

لاہور  
تاریخ: 28 اپریل 2026ء

# CONSOLIDATED CONDENSED INTERIM STATEMENT OF FINANCIAL POSITION (Un-audited)

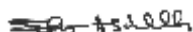
As At March 31, 2026

	Note	Un-audited March 31, 2026 Rupees	Audited June 30, 2025 Rupees
<b>Assets</b>			
<b>Non-current Assets</b>			
Property, plant and equipment	4	29,565,822,273	28,511,956,430
Investment property		31,750,000	31,750,000
Intangible assets		183,333	6,972,594
Long term investments	5	52,070,161,725	47,855,111,380
Long term loans		5,045,000	5,307,500
Long term loans		-	-
Long term deposits		63,948,145	64,348,145
		81,736,910,476	76,475,446,049
<b>Current Assets</b>			
Stores, spare parts and loose tools		1,129,810,819	1,476,118,503
Stock-in-trade	6	18,402,332,606	18,138,879,313
Trade debts	7	9,306,034,855	8,227,060,045
Loans and advances		941,768,611	574,310,900
Trade deposits and short term prepayments		253,744,210	91,743,747
Short term investments		11,206,085,537	10,944,936,762
Other receivables		2,977,981,169	3,568,664,530
Tax refunds due from Government		7,094,917,802	4,616,184,888
Cash and bank balances		1,309,816,606	2,273,772,406
		52,622,492,215	49,911,671,094
<b>Total Assets</b>		<b>134,359,402,691</b>	<b>126,387,117,143</b>
<b>Equity And Liabilities</b>			
<b>Share Capital And Reserves</b>			
Authorised capital			
35,000,000 ordinary shares of Rs.10 each		350,000,000	350,000,000
Issued, subscribed and paid-up capital			
20,671,875 (June 30, 2025: 20,671,875) ordinary shares of Rs.10 each		206,718,750	206,718,750
Reserves		36,278,749,500	34,161,769,460
Unappropriated profit		52,434,337,013	50,328,915,272
Equity attributable to shareholders of the Parent Company		88,919,805,263	84,697,403,482
Non-controlling interest		5,933,167,892	5,948,989,308
<b>Total equity</b>		<b>94,852,973,155</b>	<b>90,646,392,790</b>
<b>Liabilities</b>			
<b>Non-current Liabilities</b>			
Long term liabilities	8	4,738,573,260	2,937,585,540
Staff retirement benefits - gratuity		989,989,861	884,975,148
Deferred taxation		803,144,972	805,975,783
		6,531,708,093	4,628,536,471
<b>Current Liabilities</b>			
Trade and other payables		7,768,227,336	8,170,420,135
Contract liabilities		427,216,752	392,431,444
Accrued mark-up / interest		307,821,651	293,804,016
Short term borrowings	9	19,471,805,922	16,460,179,106
Current portion of long term liabilities	8	899,095,696	973,030,232
Unclaimed dividend		13,289,412	8,634,411
Provision for taxation		4,087,264,674	4,813,688,538
		32,974,721,443	31,112,187,882
<b>Total Liabilities</b>		<b>39,506,429,536</b>	<b>35,740,724,353</b>
<b>Contingencies And Commitments</b>	10		
<b>Total Equity And Liabilities</b>		<b>134,359,402,691</b>	<b>126,387,117,143</b>

The annexed notes form an integral part of these consolidated condensed interim financial statements.



Chief Executive Officer



Director



Chief Financial Officer

# CONSOLIDATED CONDENSED INTERIM STATEMENT OF PROFIT OR LOSS (Un-audited)

For The Nine Months Period And Quarter Ended March 31, 2026

	Note	Nine Months Period Ended March 31,		Quarter Ended March 31,	
		2026 Rupees	2025 Rupees	2026 Rupees	2025
Sales - net	11	39,107,180,269	47,997,022,103	12,306,672,934	14,570,766,930
Cost of sales	12	(37,164,560,830)	(42,402,740,985)	(12,171,179,459)	(13,417,389,741)
<b>Gross profit</b>		1,942,619,439	5,594,281,118	135,493,475	1,153,377,189
Distribution cost		(1,328,255,008)	(1,615,987,928)	(470,910,013)	(463,921,996)
Administrative expenses		(935,699,921)	(769,039,143)	(403,871,793)	(299,255,684)
Other income		1,454,169,450	1,189,432,089	465,601,015	457,515,417
Other expenses		(1,423,000)	(1,008,837)	2,783,785	14,206,145
<b>Profit from operations</b>		1,131,410,960	4,397,677,299	(270,903,531)	861,921,071
Finance cost		(1,756,913,764)	(1,631,786,665)	(597,891,109)	(583,482,635)
		(625,502,804)	2,765,890,634	(868,794,640)	278,438,437
Share of profit of Associated Companies		4,204,063,518	381,898,482	1,326,112,373	154,036,080
<b>Profit before revenue tax and income tax</b>		3,578,560,714	3,147,789,116	457,317,733	432,474,517
Final taxes - levy		(708,254,406)	(500,174,212)	(202,954,523)	(152,576,631)
<b>Profit before income tax</b>		2,870,306,308	2,647,614,904	254,363,210	279,897,886
<b>Taxation</b>					
- Current		(700,680,011)	(484,187,552)	1,201,466	(211,179,127)
- Deferred		128,509,411	(323,001,430)	(74,304)	(141,962,596)
		(572,170,600)	(807,188,982)	1,127,162	(353,141,723)
<b>Profit / (loss) after taxation</b>		2,298,135,708	1,840,425,922	255,490,372	(73,243,837)
<b>Attributable to:</b>					
Shareholders of the Parent Company		2,111,098,988	1,307,101,593	707,692,402	(104,966,053)
Non-controlling interest		187,036,720	533,324,328	73,777,023	31,722,216
		2,298,135,708	1,840,425,922	255,490,372	(73,243,837)
<b>Earnings / (loss) per share- Attributable to the shareholders of the Parent Company</b>		102.12	63.23	34.23	(5.08)

The annexed notes form an integral part of these consolidated condensed interim financial statements.

  
Chief Executive Officer

  
Director

  
Chief Financial Officer

# CONSOLIDATED CONDENSED INTERIM STATEMENT OF OTHER COMPREHENSIVE INCOME (Un-audited)

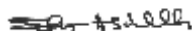
For The Nine Months Period And Quarter Ended March 31, 2026

	Nine Months Period Ended March 31,		Quarter Ended March 31,	
	2026 Rupees	2025 Rupees	2026 Rupees	2025 Rupees
<b>Profit after taxation</b>	2,298,135,708	1,840,425,922	255,490,372	(73,243,837)
<b>Other comprehensive income / (loss)</b>				
<b>Items that will not be reclassified to statement of profit or loss subsequently</b>				
Unrealised gain on remeasurement of investment at fair value through other comprehensive income				
- long term	1,987,686,100	1,218,774,508	(772,767,363)	(169,037,583)
- short term	250,873,741	1,149,507,118	(1,124,284,566)	152,842,098
Impact of deferred tax	(174,638,003)	(321,979,831)	365,026,179	1,763,786
Realised gain / (loss) on sale of investment at fair value through other comprehensive income	237,551,981	(58,592,491)	769,011	3,925,568
Share of fair value gain on remeasurement of investment at fair value through other comprehensive income by Associated Companies	15,778,153	24,425,991	(13,371,351)	8,530,607
	2,317,251,972	2,012,135,295	(1,544,628,090)	(1,975,525)
<b>Items that will be reclassified to statement of profit or loss subsequently</b>				
Share of unrealised gain / (loss) on remeasurement of hedging instruments of Associated Companies	713,616	(652,826)	(65,785)	(532,182)
	713,616	(652,826)	(65,785)	(532,182)
Other comprehensive income / (loss) for the period	2,317,965,588	2,011,482,469	(1,544,693,875)	(2,507,707)
<b>Total comprehensive income / (loss) for the period</b>	4,616,101,296	3,851,908,391	(1,289,203,503)	(75,751,544)
<b>Attributable to:</b>				
- Shareholders of the Parent Company	4,429,064,576	3,318,584,062	(837,001,473)	(107,473,760)
- Non-controlling interest	187,036,720	533,324,329	73,777,023	31,722,216
	4,616,101,296	3,851,908,391	(1,289,203,503)	(75,751,544)

The annexed notes form an integral part of these consolidated condensed interim financial statements.



Chief Executive Officer



Director



Chief Financial Officer

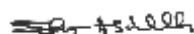
# CONSOLIDATED CONDENSED INTERIM STATEMENT OF CASH FLOWS (Un-audited)

For The Nine Months Period Ended March 31, 2026

	Note	Nine Months Period Ended	
		March 31, 2026 Rupees	March 31, 2025 Rupees
<b>CASH FLOWS FROM OPERATING ACTIVITIES</b>			
Cash generated in operations	13	(550,734,922)	5,395,229,378
Staff retirement benefits paid		(119,220,287)	(111,296,117)
Finance cost paid		(1,742,896,129)	(1,473,982,818)
Taxes paid		(4,131,211,643)	(865,374,228)
Workers' profit participation fund paid		-	(14,682,955)
Long term loans - net		262,500	65,570
Long term deposits - net		400,000	(400,000)
<b>Net cash (used in) / generated from operating activities</b>		<b>(6,543,400,481)</b>	<b>2,929,558,830</b>
<b>CASH FLOWS FROM INVESTING ACTIVITIES</b>			
Fixed capital expenditure		(2,489,277,189)	(3,247,306,341)
Proceeds from disposal of operating fixed assets		38,232,390	51,669,524
Long term investments - net		(2,227,364,245)	(14,215,954,392)
Short term investments - net		243,824,671	(5,071,608,541)
Proceeds from sale of stores and spares		22,037,970	-
Dividend and interest income received		5,658,232,968	1,026,362,537
<b>Net cash generated from / (used in) investing activities</b>		<b>1,245,686,566</b>	<b>(21,456,837,213)</b>
<b>CASH FLOWS FROM FINANCING ACTIVITIES</b>			
Long term finances - obtained		2,606,140,000	-
- repaid		(879,086,816)	(718,718,907)
Dividend paid		(404,921,885)	(620,537,439)
Short term borrowings - net		3,011,626,816	20,171,754,005
<b>Net cash generated from financing activities</b>		<b>4,333,758,115</b>	<b>18,832,497,659</b>
<b>Net (decrease) / increase in cash and cash equivalents</b>		<b>(963,955,800)</b>	<b>305,219,276</b>
<b>Cash and cash equivalents - at beginning of the period</b>		<b>2,273,772,406</b>	<b>1,832,065,719</b>
<b>Cash and cash equivalents - at end of the period</b>		<b>1,309,816,606</b>	<b>2,137,284,995</b>

The annexed notes form an integral part of these consolidated condensed interim financial statements.

  
Chief Executive Officer

  
Director

  
Chief Financial Officer

# CONSOLIDATED CONDENSED INTERIM STATEMENT OF CHANGES IN EQUITY (Un-audited)

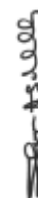
For The Nine Months Period Ended March 31, 2026

	Reserves				Other Components of equity			Total	Non-Controlling Interest	
	Capital		Revenue		Unrealised gain / (loss) on financial assets at fair value through other comprehensive income	Unrealised gain / (loss) on hedging instrument	Sub-total			
	Share Premium	Capital Reserve	Maintenance reserve	General						Unappropriated profit
Issued, subscribed and paid up capital	206,718,750	39,183,750	87,089,407	1,183,845,000	43,160,723,124	44,823,491,281	1,091,137	3,370,538,208	48,400,748,239	7,031,568,261
<b>Balance as at July 1, 2024 (Audited)</b>	206,718,750	39,183,750	87,089,407	1,183,845,000	43,160,723,124	44,823,491,281	1,091,137	3,370,538,208	48,400,748,239	7,031,568,261
<b>Transaction with owners</b>	-	-	-	-	-	-	-	-	-	-
<b>Final dividend for year ended June 30, 2024</b>	-	-	-	-	(206,718,750)	(206,718,750)	-	-	(206,718,750)	(414,417,470)
<b>Total comprehensive income for the</b>	-	-	-	-	-	-	-	-	-	-
<b>Nine Months period ended March 31, 2025</b>	-	-	-	-	-	-	-	-	-	-
Profit for the period	-	-	-	-	1,307,101,593	1,307,101,593	-	-	1,307,101,593	533,324,329
Other comprehensive income	-	-	-	(321,979,831)	(321,979,831)	(321,979,831)	(652,826)	2,333,462,300	2,011,482,469	-
Transfer to maintenance reserve	-	-	-	-	985,121,762	985,121,762	(652,826)	-	3,318,594,062	533,324,329
Reclassification adjustment of realised loss on sale of equity instrument at fair value through OCI	-	-	-	-	(81,644,906)	-	-	-	-	-
Transfer to Capital Reserve	-	-	-	(1,183,845,000)	(26,316,155,000)	(26,316,155,000)	-	-	-	-
Effect of items directly credited in equity by the Associated companies	-	-	-	-	(12,836,675)	(12,836,675)	-	-	(12,836,675)	-
<b>Balance as at March 31, 2025 (Un-audited)</b>	206,718,750	39,183,750	87,089,407	1,183,845,000	43,160,723,124	44,823,491,281	1,091,137	3,370,538,208	48,400,748,239	7,031,568,261
<b>Balance as at July 1, 2025 (Audited)</b>	206,718,750	39,183,750	87,089,407	1,183,845,000	43,160,723,124	44,823,491,281	1,091,137	3,370,538,208	48,400,748,239	7,031,568,261
<b>Transaction with owners</b>	-	-	-	-	-	-	-	-	-	-
<b>Final dividend for the year ended June 30, 2025</b>	-	-	-	-	(206,718,750)	(206,718,750)	-	-	(206,718,750)	(414,417,470)
<b>Total comprehensive income for the</b>	-	-	-	-	-	-	-	-	-	-
<b>Nine Months period ended March 31, 2026</b>	-	-	-	-	-	-	-	-	-	-
Profit for the period	-	-	-	-	2,111,098,988	2,111,098,988	-	-	2,111,098,988	187,086,720
Other comprehensive income	-	-	-	-	(2,317,251,972)	(2,317,251,972)	718,616	2,317,965,588	2,317,965,588	-
Transfer to maintenance reserve	-	-	-	-	2,111,098,988	2,111,098,988	(718,616)	-	4,429,064,576	187,086,720
Reclassification adjustment of realised loss on sale of equity instrument at fair value through OCI	-	-	-	-	(36,566,433)	-	-	-	-	-
Effect of items directly credited in equity by the Associated companies	-	-	-	-	55,955	55,955	-	-	55,955	-
<b>Balance as at March 31, 2026 (Un-audited)</b>	206,718,750	39,183,750	87,089,407	1,183,845,000	43,160,723,124	44,823,491,281	1,091,137	3,370,538,208	48,400,748,239	7,031,568,261

The annexed notes form an integral part of these consolidated condensed interim financial statements.



Chief Executive Officer



Director



Chief Financial Officer

# NOTES TO THE CONSOLIDATED CONDENSED INTERIM FINANCIAL STATEMENTS (Un-audited)

For The Nine Months Period Ended March 31, 2026

## 1. THE GROUP AND ITS OPERATIONS

The Group consists of:

### The Parent Company

- Sapphire Fibres Limited

### Subsidiary Companies

- Sapphire Electric Company Limited - SECL
- Sapphire Hydro Limited - SHL
- Sapphire Energy (Private) Limited - SEPL
- Ignite Power (Private) Limited - IPPL
- Premier Cement Limited - PCL
- Sapphire Mining Exploration (Private) Limited - SMEL
- Sapphire Building Materials Limited - SBML
- Sapphire Cement Company Limited - SCCL
- Sapphire Power Limited - SPL
- Sapphire Properties (Private) Limited - SPPL
- Sapphire USA LLC

### Sapphire Fibres Limited

The Parent Company was incorporated in Pakistan on June 05, 1979 as a public limited company and its shares are quoted on Pakistan Stock Exchange. The Parent Company is principally engaged in manufacture and sale of yarn, fabrics and garments.

Geographical location and addresses of major business units including mills / plant of the Parent Company are as under:

<b>Karachi</b>	<b>Purpose</b>
316, Cotton Exchange Building, I.I Chundrigar Road	Registered office
<b>Lahore</b>	Head office
1st Floor, Tricon Corporate Centre, 73-E, Main Jail Road, Gulberg II, Lahore	
3.5 km, Manga Road, Raiwind	Production plant
18 Km, Pajian Raiwind Road Lahore.	Production plant
<b>Sheikhupura</b>	Production plant
10 km, Sheikhupura / Faisalabad Road, Kharianwala	
26 km, Sheikhupura / Faisalabad Road, Feroze Wattoan	Production plant

### Sapphire Electric Company Limited

Sapphire Electric Company Limited - SECL was incorporated in Pakistan as a public company limited by shares under the Companies Ordinance, 1984 (now the Companies Act, 2017) on January 18, 2005. The principal activity of the Subsidiary Company is to build, own, operate and maintain a combined cycle power station having a net capacity of 212 MW. The Subsidiary Company has a Power Purchase Agreement (PPA) with its sole customer, Central Power Purchasing Agency (Guarantee) Limited (CPPA).

Geographical location and addresses of major business units including mills / plant of the Subsidiary Company are as under:

<b>Lahore</b>	<b>Purpose</b>
7-A/K, Main Boulevard, Gulberg	Registered office
<b>Sheikhupura</b>	Production plant
Muridke, District Sheikhupura	

# NOTES TO THE CONSOLIDATED CONDENSED INTERIM FINANCIAL STATEMENTS (Un-audited)

For The Nine Months Period Ended March 31, 2026

## Premier Cement Limited

Premier Cement Limited - PCL is a wholly owned subsidiary and was incorporated in Pakistan as a public company limited by shares under the Companies Ordinance, 1984 (now the Companies Act, 2017) on July 26, 2016. The principal activity of subsidiary company is to manufacture and sale of cement and allied products. The Subsidiary Company obtained license from Directorate General Mines and Minerals, Khyber Pakhtunkhwa for setting up cement plant in D.I. Khan district.

Geographical location and address of major business unit of the Subsidiary Company is as under:

Lahore	Purpose
1st Floor, Tricon Corporate Centre, 73-E, Main Jail Road, Gulberg II, Lahore	Registered office

## Sapphire Cement Company Limited

Sapphire Cement Company Limited - SCCL is a wholly owned subsidiary and was incorporated in Pakistan as a public company limited by shares under the Companies Ordinance, 1984 (now the Companies Act, 2017) on October 28, 2016. The principal activity of Subsidiary Company is to manufacture and sale of cement and allied products. The Subsidiary Company is aiming to set up its plant in the province of Punjab, however license application has not been filed with Directorate General Mines and Minerals, Punjab till the reporting date due to delay in grant of requisite approvals.

Geographical location and address of major business unit of the Subsidiary Company is as under:

Lahore	Purpose
1st Floor, Tricon Corporate Centre, 73-E, Main Jail Road, Gulberg II, Lahore	Registered office

## Sapphire Mining Exploration (Private) Limited - SMEL

Sapphire Mining Exploration (Private) Limited (the Company) is a wholly owned subsidiary of Premier Cement Limited - PCL which is a subsidiary of the Parent Company. SMEL was incorporated on August 25, 2020 as a private company under the Companies Act, 2017. The principal activity of the Company is to explore, operating and working on mines, quarries and purchase, acquire, set up of plant or take on lease or otherwise acquire any working on mines, mining rights, licenses and concession and metalliferous land having mineral reserves and to crush, win, query, smelt, refine, manufacture, process, excavate, dig survey, produce, undertake and barter.

Geographical location and address of major business unit of the Subsidiary Company is as under:

Hunza	Purpose
Passu Ambassador Hotel, Gojal, Hunza, Gilgit.	Registered office

## Sapphire Energy (Pvt.) Limited - SEPL

Sapphire Energy (Pvt.) Limited - SEPL is a wholly owned subsidiary and was incorporated in Pakistan as a private company limited by shares under the Companies Act, 2017 on December 11, 2018. The principal activity of Subsidiary Company shall be to undertake, develop power projects and make equity investments, acquire or hold shares in companies involved in energy generation and to establish and operate a terminal for the handling, regasification, storage, treatment and processing of Liquefied Natural Gas (LNG), Re-gasified Liquefied Natural Gas (RLNG), Liquid Petroleum Gas (LPG), Natural Gas Liquid (NGL) and other related products. The Subsidiary Company is in setup phase and has not yet commenced commercial operations.

Geographical location and address of major business unit of the Subsidiary Company is as under:

Lahore	Purpose
1st Floor, Tricon Corporate Centre, 73-E, Main Jail Road, Gulberg II, Lahore	Registered office

# NOTES TO THE CONSOLIDATED CONDENSED INTERIM FINANCIAL STATEMENTS (Un-audited)

For The Nine Months Period Ended March 31, 2026

## Sapphire Hydro Limited - SHL

Sapphire Hydro Limited - SHL is a wholly owned subsidiary of Sapphire Electric Company Limited - SECL which is a subsidiary of the Parent Company and was incorporated in Pakistan as a public company limited by shares under the Companies Act, 2017 on September 07, 2018. The principal business of the Subsidiary Company is to construct, establish and setup a Hydro Electric Power generation project having a net capacity of 150 MW with potential of 682 GWh of annual energy generation at Sharmai, Khyber Pakhtunkhwa. The subsidiary company is in setup phase and has not yet commenced commercial operations.

Geographical location and address of major business unit of the Subsidiary Company is as under:

Lahore	Purpose
7 - A/K, Main Boulevard, Gulberg	Registered office

## Ignite Power (Private) Limited - IPPL

Ignite Power (Private) Limited - IPPL is a subsidiary of Sapphire Energy (Private) Limited - SEPL which is a wholly owned subsidiary of the Parent Company. IPPL was incorporated in Pakistan as a private company limited by shares under the Companies Act, 2017 on July 03, 2019. It intends to undertake, develop power projects including the use of solar energy systems and all other forms of energy and products or services associated therewith.

Geographical location and address of major business unit of the Subsidiary Company is as under:

Lahore	Purpose
1st Floor, Tricon Corporate Centre, 73-E, Main Jail Road, Gulberg II, Lahore	Registered office

## Sapphire Power Limited - SPL

Sapphire Power Limited - SPL is a public unlisted company limited by shares incorporated in Pakistan on April 19, 2021 under the Companies Act, 2017. The principal activity of the company generate, purchase, import, transform, convert, distribute and supply electricity including the hydril and wind power system. SPL is a wholly owned subsidiary of Sapphire Fibres Limited ("the Holding Company").

Geographical location and address of major business unit of the Subsidiary Company is as under:

Lahore	Purpose
1st Floor, Tricon Corporate Centre, 73-E, Main Jail Road, Gulberg II, Lahore	Registered office

## Sapphire Building Materials Limited - SBML

Sapphire Building Materials Limited - SBML is a wholly owned subsidiary of Premier Cement Limited - PCL which is a subsidiary of the Parent Company. SBML is a public unlisted company limited by shares incorporated in Pakistan on March 24, 2021 under the Companies Act, 2017. The principal activity of the Subsidiary Company is to deal, trade, import, purchase and sale of cement and allied products.

Geographical location and address of major business unit of the Subsidiary Company is as under:

Lahore	Purpose
1st Floor, Tricon Corporate Centre, 73-E, Main Jail Road, Gulberg II, Lahore	Registered office

## Sapphire Properties (Private) Limited - SPPL

Sapphire Properties (Private) Limited - SPPL is a wholly owned subsidiary and was incorporated as a private limited company in Pakistan on August 05, 2022 under the Companies Act, 2017. The principal line of business of the SPPL is to invest, manage, construct, develop, hold, acquire, sell, purchase all type of real estate projects.

Geographical location and address of major business unit of the Subsidiary Company is as under:

Lahore	Purpose
1st Floor, Tricon Corporate Centre, 73-E, Main Jail Road, Gulberg II, Lahore	Registered office

# NOTES TO THE CONSOLIDATED CONDENSED INTERIM FINANCIAL STATEMENTS (Un-audited)

For The Nine Months Period Ended March 31, 2026

## Sapphire USA LLC

Sapphire USA LLC was incorporated during the preceding year with the objective of extending the Company's global footprint and enhancing its capabilities in textile operations, particularly in the Knits and Denim market in the United States.

- 1.1** The Board of Directors, in their meeting held on September 25, 2025, and members of the Holding Company in their extra ordinary general meeting held on December 08, 2025 have approved a Scheme of Compromises, Arrangement and Reconstruction under Sections 279 to 283 read with Section 285 of the Companies Act, 2017 for Amalgamation / Merger of the Company with and into Sapphire Fibres Limited - an Associated Company subject to obtaining necessary approvals and sanction of the Scheme by the Honorable High Court of Sindh at Karachi.

Accordingly, a petition was filed before the Honorable High Court of Sindh, which was duly sanctioned by the Court vide its order dated March 9, 2026. Subsequently, Board of Directors the Holding Company in their meeting through circulation on March 17, 2026 approved March 31, 2026 as the effective date of merger.

## 2. BASIS OF PREPARATION AND SIGNIFICANT ACCOUNTING POLICIES

### 2.1 Statement of compliance

- 2.1.1** These condensed consolidated interim financial statements have been prepared in accordance with the accounting and reporting standards as applicable in Pakistan for interim financial reporting. The accounting and reporting standards as applicable in Pakistan for interim financial reporting comprise of:

- International Accounting Standard ('IAS') 34, 'Interim Financial Reporting', issued by International Accounting Standards Board ('IASB') as notified under the Companies Act, 2017 (the Act), and
- Provisions of and directives issued under the Act; and
- Islamic Financial Accounting Standards (IFAS) issued by the Institute of Chartered Accountants of Pakistan as notified under the Act.

Where provisions of and directives issued under the Act differ with the requirements of IAS 34, the provisions of and directives issued under the Act have been followed.

- 2.1.2** These consolidated condensed interim financial statements do not include all the information and disclosures as required in an annual audited consolidated financial statements, and these should be read in conjunction with the Group's annual audited consolidated financial statements for the year ended June 30, 2025. These condensed interim consolidated financial statements are being submitted to the shareholders as required by the section 237 of the Act.

### 2.2 Principal of consolidation

These consolidated condensed interim financial statements of the Group include the financial statements of Parent Company and of its Subsidiary Companies. The Parent Company's direct interest, as at March 31, 2026, in the SECL is 68.11% (June 30, 2025: 68.11%) and effective holding in SHL is also 68.11% as SHL is wholly owned Subsidiary of SECL. SEPL is a wholly owned subsidiary company and effective holding of the Parent Company in IPPL is also 100% as it is wholly owned Subsidiary of SEPL. The other companies PCL, SCCL, SPL, SBML, SMEL and SPPL are wholly owned Subsidiary Companies of the Parent Company.

The assets, liabilities, income and expenses of the Subsidiary Companies are consolidated on a line by line basis and the carrying values of investments held by the Parent Company is eliminated against the Subsidiaries' shareholders' equity in these consolidated condensed interim financial statements.

All material inter-group balances and transactions have been eliminated. Investments in Associated Companies, as defined in the Act are accounted for under the equity method of accounting.

#### Transactions with non-controlling interests

The Group treats transactions with non-controlling interests that do not result in loss of control as transactions with equity owners of the Group. The difference between fair value of any consideration paid and the relevant share acquired of the carrying value of net assets of the subsidiary is recorded in equity. Gains or losses on disposals to non-controlling interests are also recorded in equity.

# NOTES TO THE CONSOLIDATED CONDENSED INTERIM FINANCIAL STATEMENTS (Un-audited)

For The Nine Months Period Ended March 31, 2026

## 2.3 New standards, amendments to approved accounting standards and interpretations that are effective during the period and are relevant to the Group

**2.3.1** Certain standards, amendments and interpretations to International Financial Reporting Standards (IFRS) are effective for accounting periods beginning on July 01, 2025 but are considered not to be relevant or to have any significant effect on the Group's operations (although they may affect the accounting for future transactions and events) and are, therefore, not detailed in these consolidated condensed interim financial statements.

## 2.3.2 Standards, amendments to approved accounting standards and interpretations that are not yet effective and have not been early adopted by the Group

There are certain standards, amendments to the accounting standards and interpretations that are effective for accounting periods beginning on July 01, 2026 but are considered not to be relevant or to have any significant effect on the Group's operations and are, therefore, not detailed in these consolidated condensed interim financial statements.

## 2.4 Material accounting policies

All the accounting policies and the methods of computation adopted in the preparation of these consolidated condensed interim financial statements are consistent with those applied in the preparation of consolidated annual audited financial statements for the year ended June 30, 2025.

## 3. ACCOUNTING ESTIMATES AND JUDGEMENTS

The preparation of condensed consolidated interim financial statements require management to make judgements, estimates and assumptions that affect the application of accounting policies and the reported amounts of assets and liabilities, income and expenses. Actual results may differ from these estimates.

In preparing these consolidated condensed interim financial statements, the significant judgements made by management in applying the Group's accounting policies and the key sources of estimation and uncertainty were the same as those that applied to the consolidated audited annual financial statements for the year ended June 30, 2025.

	Note	Un-audited March 31, 2026 Rupees	Audited June 30, 2025 Rupees
<b>4. PROPERTY, PLANT AND EQUIPMENT</b>			
Operating fixed assets	4.1	26,985,462,463	25,336,917,724
Capital work-in-progress	4.2	2,580,359,811	3,175,038,706
		29,565,822,273	28,511,956,430
<b>4.1 Operating fixed assets</b>			
Net book value at beginning of the period / year		25,336,917,724	23,887,532,449
Additions during the period / year	4.1.1	3,089,568,989	3,262,121,821
Disposals costing Rs.110.500 million (June 30, 2025: Rs.317.500 million)			
- at net book value		(17,401,852)	(48,598,529)
Depreciation charge for the period / year		(1,423,622,398)	(1,764,138,017)
Net book value at end of the period / year		26,985,462,463	25,336,917,724

# NOTES TO THE CONSOLIDATED CONDENSED INTERIM FINANCIAL STATEMENTS (Un-audited)

For The Nine Months Period Ended March 31, 2026

		Un-audited March 31, 2026 Rupees	Audited June 30, 2025 Rupees
<b>4.1.1 Additions to operating fixed assets, including transfer from capital work-in-progress, during the period / year:</b>	Note		
Residential buildings and others on freehold land		-	8,671,770
Factory buildings on freehold land		294,123,773	120,821,611
Plant and machinery	4.1.4	2,706,955,364	2,961,037,210
Electric installations		10,018,129	36,766,462
Equipment		6,629,903	13,035,387
Computer hardware		13,648,605	19,397,166
Vehicles		28,495,200	98,692,799
Furniture and fixtures		29,698,015	3,699,416
		3,089,568,989	3,262,121,821

**4.1.2** These include transfer from capital work-in-progress amounting Rs.3,089.332 million (June 30, 2025: Rs.3,362.121 million).

**4.1.3** These include disposal costing Rs. 3,248.096 thousand (June 30, 2025: Rs.77.543 thousand) against sale of machinery to Reliance Cotton Spinning Mills Limited (a related party)

**4.1.4** These include machinery costing Rs.523.100 million (June 30, 2025: Rs.1,118.486 million) purchased from Reliance Cotton Spinning Mills Limited (a related party).

		Un-audited March 31, 2026 Rupees	Audited June 30, 2025 Rupees
<b>4.2 Capital work-in-progress</b>			
Buildings		884,553,476	736,704,035
Furniture and fixtures		16,895,289	4,822,698
Plant and machinery		945,840,436	1,533,229,219
Un-allocated capital expenditure		396,250,593	441,729,365
<b>Advance payments:</b>			
• Land - freehold		26,502,400	9,002,400
• Factory building		6,668,800	6,668,800
• Plant and machinery		195,422,524	-
• Electric installation		75,464,924	417,806,377
• Vehicles		16,474,437	21,947,412
• Computer		16,286,932	3,128,400
		336,820,017	458,553,389
		2,580,359,811	3,175,038,706

**4.2.1** The company during the period has capitalized borrowing cost of Rs. Nil (June 30, 2025: Rs.15.267 million) charged at the rate ranging from Nil (June 30, 2025: 8.00% to 18.14%) per annum.

# NOTES TO THE CONSOLIDATED CONDENSED INTERIM FINANCIAL STATEMENTS (Un-audited)

For The Nine Months Period Ended March 31, 2026

	Note	Un-audited March 31, 2026 Rupees	Audited June 30, 2025 Rupees
<b>5. LONG TERM INVESTMENTS</b>			
Associates - equity accounted investments	5.1	43,307,348,270	40,881,877,195
Others - equity instruments	5.2	8,717,063,455	6,730,127,355
- debt instruments	5.3	45,750,000	45,000,000
Share Deposit Money		-	198,106,830
		52,070,161,725	47,855,111,380
<b>5.1 Associated Companies</b>			
<b>Quoted</b>			
Reliance Cotton Spinning Mills Limited (RCSML)	5.1.1	207,579,513	192,074,152
<b>Un quoted</b>			
SFL Limited (SFL)	5.1.2	6,049,938	5,831,192
Sapphire Power Generation Limited (SPGL)	5.1.3	528,754,529	504,688,656
Sapphire Dairies (Private) Limited (SDL)	5.1.4	225,964,528	220,839,940
Tricon Boston Consulting Corporation (Private) Limited - TBCCL	5.1.5	2,911,146,883	2,786,389,385
Energas Terminal (Private) Limited - ETL	5.1.6	227,281,387	227,281,387
Energas Marketing (Private) Limited - EML	5.1.7	-	-
Creek Properties (Pvt) Ltd. - CPPL	5.1.8	334,936,150	332,304,482
UCH Power (Private) Limited (UCHL)	5.1.9	11,723,351,783	11,743,920,000
UCH - II Power (Private) Limited (UCHL - II)	5.1.9	25,458,430,853	24,868,548,000
Sapphire 1888 Apparel LLC	5.1.10	1,683,852,706	-
		43,307,348,270	40,881,877,195

**5.1.1** Investment in RCSM represents 138,900 fully paid ordinary shares of Rs.10 each representing 1.35% (June 2025: 1.35%) of RCSM's issued, subscribed and paid-up capital as at March 31, 2026. RCSM was incorporated on June 13, 1990 as a public limited company and its shares are quoted on Pakistan Stock Exchange. The principal activity of RCSM is manufacturing and sale of yarn. Market value of the Group's investment in RCSM as at March 31, 2026 was Rs.88.69 million (June 2025: Rs.62.718 million). RCSM is an associate of the Group due to common directorship.

**5.1.2** Investment in SFL represents 10,199 fully paid ordinary shares of Rs.10 each representing 1.090% (June 2025: 0.051%) of SFL's issued, subscribed and paid-up capital as at March 31, 2026. SFL was incorporated on April 26, 2010 as a public limited company. The main business of SFL is to investment in the shares of Related Parties. SFL is an associate of the Group due to common directorship.

**5.1.3** Investment in SPGL represents 2,824,500 fully paid ordinary shares of Rs.10 each representing 17.63% (June 2025: 17.63%) of SPGL's issued, subscribed and paid-up capital as at March 31, 2026. SPGL was incorporated in Pakistan as a public limited company and is principally engaged in the business of electric power generation and distribution. SPGL is an associate of the Group due to common directorship.

**5.1.4** Investment in SDL represents 10,000,000 fully paid ordinary shares of Rs.10 each representing 5.50% (June 2025: 5.50%) of SDL's issued, subscribed and paid-up capital as at March 31, 2026. SDL was incorporated as a private limited company and is principally engaged in production and sale of milk and milk products. SDL is an associate of the Group due to common directorship.

**5.1.5** Investment in TBCCL represents 59,251,500 fully paid ordinary shares of Rs.10 each representing 7.13% (June 2025: 7.13%) of TBCCL's issued, subscribed and paid-up capital as at March 31, 2026. The Parent Company has pledged these shares through an Onshore Security Trustee under Share Pledge Group Agreement dated May 08, 2018 as security against financing facilities advanced to TBCCL. TBCCL was incorporated as a private limited company by shares and its principal business is to operate and maintain wind power plants to generate and supply electricity. TBCCL is an associate of the Group due to common directorship.

# NOTES TO THE CONSOLIDATED CONDENSED INTERIM FINANCIAL STATEMENTS (Un-audited)

For The Nine Months Period Ended March 31, 2026

**5.1.6** The Group has made investment in ETL's 2500 fully paid ordinary shares (June 2025: 2500) of Rs.10 each representing 25% (June 2025: 25%) of ETL's issued, subscribed and paid-up capital as at March 31, 2026. ETL was incorporated as a private limited company and its principal business is to undertake and develop power projects.

ETL has incurred loss amounted Rs.16.860 million during the year ended June 30, 2025 and has accumulated losses aggregated Rs. 156.434 million as on June 30, 2025. Subsidiary Company's - SEL share of loss has been recognized up to the extent of cost of investment.

**5.1.7** The Subsidiary Company - SEL has made investment in EML's 2,500 fully paid ordinary shares (June 2025: 2500) of Rs.10 each representing 25% (June 2025: 25%) of EML's issued, subscribed and paid-up capital as at March 31, 2026. EML was incorporated as a private limited company. The principal activity of EML shall be to import, process and sell natural gas, liquefied natural gas all other related items.

EML has incurred loss amounted Rs.254 thousand during the year ended June 30, 2025 and it has accumulated losses aggregated Rs.1,396 thousand as on June 30, 2025. Subsidiary Company's - SEL share of loss has been recognized up to the extent of cost of investment.

**5.1.8** Investment in CPPL represents 5,047,489 (June 2025:5,047,489) fully paid ordinary shares having face value of PKR 10/- each representing 17.50% of CPPL 's issued, subscribed and paid-up capital as at March 31, 2026. CPPL was incorporated as a private limited company and is principally engaged in marketing and development of real estate projects. CPPL is an associate of the Group due to common directorship.

**5.1.9** Investment in UCHL Power (Private) Limited represents 380,364,999 fully paid ordinary shares of Rs.10 each representing 50.00% (30 June, 2025: 50.00%) of UCHL issued, subscribed and paid-up capital as at March 31, 2026. Investment in UCHL-II Power (Private) Limited represents 559,944,874 fully paid ordinary shares of Rs.10 each representing 50.00% (30 June, 2025: 50.00%) of UCHL-II issued, subscribed and paid-up capital as at December 31, 2025. The principal activity of the Companies is to own, operate and maintain power generation plants.

**5.1.10** This represents 50% shareholding in Sapphire 1888 Apparel LLC, an associated company incorporated under the Laws of the State of Illinois, USA.

	Un-audited March 31, 2026 Rupees	Audited June 30, 2025 Rupees
<b>5.2 Equity Instruments - at FVTOCI</b>		
<b>Quoted</b>		
<b>MCB Bank Limited</b>		
18,837,275 (June 2025: 18,837,275) ordinary shares of Rs.10 each - cost	984,949,221	984,949,221
Adjustment arising from re-measurement to fair value	5,930,779,550	4,446,590,653
	6,915,728,771	5,431,539,874
<b>Habib Bank Limited</b>		
7,244,196 (June 2025: 7,244,196) ordinary shares of Rs.10 each - cost	1,217,073,609	1,217,073,609
Adjustment arising from re-measurement to fair value	583,761,075	81,013,872
	1,800,834,684	1,298,087,481
<b>Unquoted</b>		
<b>TCC Management Services (Pvt.) Limited - Unquoted</b>		
50,000 ordinary shares of Rs.10 each	500,000	500,000
	8,717,063,455	6,730,127,355

# NOTES TO THE CONSOLIDATED CONDENSED INTERIM FINANCIAL STATEMENTS (Un-audited)

For The Nine Months Period Ended March 31, 2026

	Un-audited March 31, 2026 Rupees	Audited June 30, 2025 Rupees
<b>5.3 Debt Instruments - at FVTOCI</b>		
<b>Habib Bank Limited - term finance certificates (TFCs)</b>		
500 (June 2025: 500) term finance certificates of Rs.100,000 each - cost	50,000,000	50,000,000
Adjustment arising from re-measurement to fair value	(4,250,000)	(5,000,000)
	45,750,000	45,000,000
<b>6. STOCK-IN-TRADE</b>		
Raw materials	12,632,877,079	12,397,008,449
Work-in-process	1,722,130,830	1,332,401,918
Finished goods	4,047,324,697	4,409,468,946
	18,402,332,606	18,138,879,313

## 7. TRADE DEBTS

**7.1** These represent trade receivables from CPPA and are considered good. These are secured by a guarantee from the Government of Pakistan under the Implementation Agreement and are in the normal course of business and interest free, however, a delayed payment markup is charged in case the amounts are not paid within the due dates. The delayed payment markup at the rate of three months KIBOR plus 2% is charged on the amounts not paid within a period of the sixty days from the due date and at the rate of three months KIBOR plus 4.5% after the first sixty days, with the exception of RLNG fuel cost component invoices, in which case, the delayed payment markup at the rate of three months KIBOR plus 2% is charged on the amount not paid within a period of thirty days from the due date and at the rate of three months KIBOR plus 4.5% after the first thirty days. The rate of delayed payment markup charged during the year on outstanding amounts ranges from 11.63% to 12.19% (June 2025: 12.06% to 26.69%) per annum.

Included in trade debts are amounts aggregating Rs.227.610 million relating to capacity revenue not acknowledged by NTDC/CPPA for the period from March 2011 to May 2011 due to non-supply of gas by SNGPL on account of certain force majeure events. The Group's management raised this matter with NTDC, SNGPL and Private Power & Infrastructure Board ('PPIB'), however, the dispute remained unresolved. Hence, the Group had taken up this issue at appropriate forums.

**7.2** On June 28, 2013, the Group entered into a Memorandum of Understanding (MoU) for cooperation on the extension of credit terms with NTDC, whereby it was agreed that the constitutional petition filed by the Group before the Supreme Court of Pakistan on the above-mentioned issue would be withdrawn unconditionally and resolved through the dispute resolution mechanism under the PPA. Accordingly, as per the terms of the MoU, the Group applied for withdrawal of the aforesaid petition in 2013, and on January 25, 2018, the Supreme Court disposed of the petitions filed before it.

During the financial year 2014, the Group, in consultation with NTDC, appointed an Expert for dispute resolution under the PPA. In August 2015, the Expert gave his determination whereby the Group's claim regarding the above-mentioned amount of Rs.227.610 million was not accepted. In addition to the Expert Determination process mentioned above, the Group had also filed a request for arbitration in the London Court of International Arbitration (LCIA) in accordance with the terms of the GSA against SNGPL, whereby an Arbitrator was appointed. The Arbitrator, through his order dated March 9, 2016, decided the matter in the Group's favor, whereby the aforesaid amount of Rs.227.610 million was determined to be payable to the Group by SNGPL. Furthermore, the Arbitrator also awarded interest at the rate of 6% per annum on the aforesaid amount payable as of August 18, 2014, until the date of the actual payment and reimbursement of certain arbitration costs incurred by the Group, along with interest at the rate of 6% per annum from the date of award till the date of actual payment, which works out to Rs.138.304 million as of June 30, 2024, and has been recognized as a receivable (out of which Rs.3.459 million is the markup on arbitration cost of Rs.6.933 million which is classified in other receivables - note 15). Consequently, under the relevant provisions of the Arbitration Act, 1940, the Group filed an application before the court of Senior Civil Judge to pass appropriate directions for the implementation/enforcement of the Arbitration Award.

# NOTES TO THE CONSOLIDATED CONDENSED INTERIM FINANCIAL STATEMENTS (Un-audited)

For The Nine Months Period Ended March 31, 2026

The Civil Judge, through an order dated October 16, 2023, confirmed the arbitration award in favor of the Group (the "Domestic Award"), stipulating that interest at 6% per annum on the principal amount would only accrue from the date of this order. Consequently, a Decree Sheet (the "Domestic Award Decree") was issued based on this decision. The Group appealed this order in the Lahore High Court (LHC) for seeking relief to accrue 6% interest per annum from the date of award as per the true sense of the LCIA Award, however, the LHC upheld the decision of the Senior Civil Judge on April 22, 2024. Currently, the Group has filed a Civil Petition for Leave to Appeal (CPLA) with the Supreme Court of Pakistan against the Lahore High Court's order. The Group believes there are substantial grounds for a favorable outcome in the case.

Based on the advice of the company's legal counsel and Arbitration Award in the company's favor, management strongly feels that under the terms of the PPA, Implementation Agreement and the GSA, this receivable will be recovered in due course of time. Consequently, it is unimpaired as of the reporting date.

		Un-audited March 31, 2026 Rupees	Audited June 30, 2025 Rupees
<b>8. LONG TERM LIABILITIES</b>			
Long term finances	8.1	5,637,668,956	3,910,615,772
Less: current portion grouped under current liabilities		(899,095,696)	(973,030,232)
		4,738,573,260	2,937,585,540
<b>8.1 Long term finances - secured</b>			
Balance at beginning of the period / year		3,910,615,772	4,879,134,573
Add: disbursements during the period / year	8.1.1	2,606,140,000	-
Less: repayments made during the period / year		(879,086,816)	(968,518,801)
Balance at end of the period / year		5,637,668,956	3,910,615,772

**8.1.1** The Holding Company, during the period, has arranged long term finance facility amounting Rs.3,000 million from Allied Bank Limited for the purpose of balance sheet reprofiling. The bank against the said facility disbursed Rs.2,500 million till reporting date. This loan is repayable in sixteen equal quarterly installments including one year of grace period. This facility carry mark-up at the rate of 3-month Kibor plus 0.5% per annum and is secured against joint pari passu charge over all present and future fixed assets of the Company with 25% margin.

The Holding Company has arranged long term finance facilities amounting Rs.106.140 million from Habib Bank Limited to retire import documents under SBP scheme for imported plant and machinery. The bank against the said facility disbursed different amounts in four tranches. These finances carry mark-up at the rate 7.50% and are secured against the first Pari Passu/Joint Pari Passu charge over all the present and future Fixed Assets (Plant and Machinery) of the Company.

**8.1.2** All the terms and conditions of long term finances are materially same as disclosed in audited annual financial statements of the Company for the year ended June 30, 2025. These long term finances, during the period, carried mark-up / profit at the rates ranged from 2.00% to 13.18% (June 30, 2025: 2.00% to 20.64%) per annum.

		Un-audited March 31, 2026 Rupees	Audited June 30, 2026 Rupees
<b>9. SHORT TERM BORROWINGS</b>			
Running / cash finances - secured	9.1	17,851,069,776	13,123,331,508
Running musharakah finance - secured	9.1	1,583,235,227	3,336,329,709
Temporary bank overdraft - unsecured		37,500,919	517,889
		19,471,805,922	16,460,179,106

# NOTES TO THE CONSOLIDATED CONDENSED INTERIM FINANCIAL STATEMENTS (Un-audited)

For The Nine Months Period Ended March 31, 2026

**9.1** The Group has obtained short term finance facilities, including facilities for foreign currency loans, aggregating Rs.51,352 million (June 30, 2025: Rs.49,544 million) from various commercial banks under mark-up arrangements. These finance facilities are secured against hypothecation / ranking pari passu charge on all present and future current assets of the Group, first ranking assignment of the energy payment price receivables, exclusive hypothecation charge on the fuel stock / inventory lien on export / import documents, trust receipts and promissory notes duly signed by the directors. These finances carry mark-up / profit at the rates ranging from 4.50% to 13.41% (June 30, 2025: 7.25% to 22.09%) per annum. These facilities are expiring on various dates upto September 30, 2028.

## 10. CONTINGENCIES AND COMMITMENTS

### 10.1 Contingencies

#### 10.1.1 Outstanding bank guarantees

Guarantees aggregating Rs.3,773.510 million (June 30, 2025: Rs.3,693.583 million) have been issued by banks of the Company to various Government institutions and Sui Northern Gas Pipelines Limited.

There was no significant change in status of contingencies that were disclosed to the annual audited consolidated financial statements for the year ended 30 June, 2025 except disclosed above.

	Un-audited March 31, 2026 Rupees	Audited June 30, 2025 Rupees
<b>10.2 Commitments in respect of :</b>		
• letters of credit for capital expenditure	212,634,947	735,335,918
• letters of credit for purchase of raw materials and stores, spare parts & chemicals	2,544,924,278	1,107,209,207
• capital expenditure other than letters of credit	304,465,112	165,887,117
• foreign bills discounted	1,991,261,864	2,729,105,481

**10.3** The Subsidiary Company-SECL has an agreement with a consortium between General Electric International, Inc. and General Electric Energy Parts, Inc. for the operation and maintenance (O&M) of the power station. The O&M agreement commenced from the Commercial Operations Date and will continue until either the power station has operated for 144,000 Fired Hours or until October 4, 2040, whichever occurs earlier.

According to the terms of the O&M agreement, the company is obligated to make Quarterly payments that include a fixed O&M fee and a variable O&M fee based on the operation of the plant using either gas or diesel. These fees will be subject to an annual increase based on the US Consumer Price Index (CPI), with a minimum increase of 1.5% or USCPI whichever is higher .

# NOTES TO THE CONSOLIDATED CONDENSED INTERIM FINANCIAL STATEMENTS (Un-audited)

For The Nine Months Period Ended March 31, 2026

## 11. SALES - NET

Segment wise disaggregation of revenue from contracts with respect to type of goods and services and geographical market is presented below:

	For The Nine Months Period Ended March 31, 2026 - Un-audited				
	Spinning	Knits	Denim	Power	Total
	-----Rupees-----				
<b>Local sales</b>					
- Yarn	9,625,685,803	1,760,851	54,758,524	-	9,682,205,178
- Fabric	-	546,099,177	5,614,888,534	-	6,160,987,711
- Garments	-	515,963,499	4,537,688	-	520,501,187
- Waste	380,116,985	41,693,409	64,353,317	-	486,163,711
- Raw materials	602,164,722	-	-	-	602,164,722
- Energy Revenue	-	-	-	3,700,396	3,700,396
- Energy purchase price	-	-	-	2,541,119,926	2,541,119,926
- Capacity purchase price	-	-	-	1,975,363,111	1,975,363,111
- Local steam income	97,500	-	-	-	97,500
- Processing income	11,047,397	115,641,640	114,838,743	-	241,527,780
	10,619,112,407	1,221,158,576	5,853,376,806	4,520,183,433	22,213,831,222
<b>Export Sales</b>					
- Yarn	9,280,339,629	76,124,686	-	-	9,356,464,315
- Fabric	-	751,726,489	2,665,847,541	-	3,417,574,030
- Garments	-	3,215,980,903	531,608,084	-	3,747,588,987
- Waste	260,905,883	-	-	-	260,905,883
	9,541,245,512	4,043,832,078	3,197,455,625	-	16,782,533,215
<b>Export rebate</b>					
- Yarn	491,551	20,101	-	-	511,652
- Fabric	-	7,114,535	54,654,870	-	61,769,405
- Garments	-	48,534,775	-	-	48,534,775
	491,551	55,669,411	54,654,870	-	110,815,832
	20,160,849,470	5,320,660,065	9,105,487,301	4,520,183,433	39,107,180,269
<b>Timing of revenue recognition</b>					
Goods transferred at a point in time	20,149,802,073	5,205,018,425	8,990,648,558	4,520,183,433	38,865,652,489
Services rendered at a point in time	11,047,397	115,641,640	114,838,743	-	241,527,780
	20,160,849,470	5,320,660,065	9,105,487,301	4,520,183,433	39,107,180,269

# NOTES TO THE CONSOLIDATED CONDENSED INTERIM FINANCIAL STATEMENTS (Un-audited)

For The Nine Months Period Ended March 31, 2026

For The Nine Months Period Ended March 31, 2025 - Un-audited

	Spinning	Knits	Denim	Power	Total
	-----Rupees-----				
<b>Local sales</b>					
- Yarn	9,558,029,616	3,389,580	12,083,486	-	9,573,502,682
- Fabric	-	457,135,029	7,327,298,973	-	7,784,434,002
- Garments	-	401,720,360	-	-	401,720,360
- Waste	709,427,544	43,732,009	92,309,529	-	845,469,082
- Raw materials	283,059,789	-	-	-	283,059,789
- Energy Revenue	-	-	-	9,019,920	9,019,920
- Energy purchase price	-	-	-	5,960,291,871	5,960,291,871
- Capacity purchase price	-	-	-	2,576,961,948	2,576,961,948
- Local steam income	20,896,200	-	-	-	20,896,200
- Processing income	7,989,257	545,721,508	44,685,907	-	598,396,672
	10,579,402,406	1,451,698,486	7,476,377,895	8,546,273,739	28,053,752,526
<b>Export Sales</b>					
- Yarn	9,829,375,931	147,158,861	-	-	9,976,534,792
- Fabric	-	1,029,182,020	3,603,948,024	-	4,633,130,044
- Garments	-	5,229,702,135	-	-	5,229,702,135
- Waste	60,143,780	-	-	-	60,143,780
	9,889,519,711	6,406,043,016	3,603,948,024	-	19,899,510,751
<b>Export rebate</b>					
- Yarn	764,298	228,231	-	-	992,529
- Fabric	-	2,486,031	18,903,343	-	21,389,374
- Garments	-	21,376,923	-	-	21,376,923
	764,298	24,091,185	18,903,343	-	43,758,826
	20,469,686,415	7,881,832,687	11,099,229,262	8,546,273,739	47,997,022,103
<b>Timing of revenue recognition</b>					
Goods transferred at a point in time	20,461,697,158	7,336,111,179	11,054,543,355	8,546,273,739	47,398,625,431
Services rendered at a point in time	7,989,257	545,721,508	44,685,907	-	598,396,672
	20,469,686,415	7,881,832,687	11,099,229,262	8,546,273,739	47,997,022,103

# NOTES TO THE CONSOLIDATED CONDENSED INTERIM FINANCIAL STATEMENTS (Un-audited)

For The Nine Months Period Ended March 31, 2026

		----- Un-audited -----			
		Nine Months Period Ended March 31,		Quarter Ended March 31,	
Note		2026 Rupees	2025 Rupees	2026 Rupees	2025 Rupees
<b>12.</b>	<b>COST OF SALES</b>				
	Finished goods at beginning of the period	4,409,468,946	3,976,618,720	4,655,522,077	4,655,522,077
	Cost of goods manufactured	36,052,691,501	42,542,098,577	11,414,854,840	13,091,062,578
	Cost of raw materials sold	749,725,080	257,426,024	148,127,239	44,207,422
		36,802,416,581	42,799,524,601	11,562,982,079	13,135,270,000
		41,211,885,527	46,776,143,321	16,218,504,156	17,790,792,077
	Finished goods at end of the period	(4,047,324,697)	(4,373,402,336)	(4,047,324,697)	(4,373,402,336)
		37,164,560,830	42,402,740,985	12,171,179,459	13,417,389,741
<b>12.1</b>	<b>Cost of goods manufactured</b>				
	Work-in-process at beginning of the period	1,332,401,918	1,396,530,229	1,566,819,344	1,470,694,739
	Raw materials consumed	23,632,313,937	27,940,577,939	7,421,661,003	6,931,320,552
	Direct labour and other overheads	12,810,106,476	14,610,557,240	4,148,505,323	6,094,614,118
		36,442,420,413	42,551,135,179	11,570,166,326	13,025,934,670
		37,774,822,331	43,947,665,408	13,136,985,670	14,496,629,409
	Work-in-process at end of the period	(1,722,130,830)	(1,405,566,831)	(1,722,130,830)	(1,405,566,831)
		36,052,691,501	42,542,098,577	11,414,854,840	13,091,062,578

# NOTES TO THE CONSOLIDATED CONDENSED INTERIM FINANCIAL STATEMENTS (Un-audited)

For The Nine Months Period Ended March 31, 2026

		-----Un-audited----- Nine Months Period Ended March 31	
	Note	2026 Rupees	2025 Rupees
<b>13. CASH USED IN OPERATIONS</b>			
(Loss) / profit before taxation		(625,502,804)	2,765,890,634
<b>Adjustments for non-cash and other items:</b>		1,423,622,398	1,245,152,262
Depreciation			
Amortization of intangible assets		1,176,357	1,155,524
Staff retirement benefit - gratuity		224,235,000	210,600,000
Gain on disposal of operating fixed assets		(20,830,538)	(19,153,985)
Loss on sale of stores and spares		5,558,028	-
Dividend and interest income		(1,454,169,450)	(847,623,065)
Finance cost		1,756,913,764	1,631,786,665
Working capital changes	13.1	(1,861,737,676)	407,421,344
		(550,734,922)	5,395,229,378
<b>13.1 Working capital changes</b>			
<b>Decrease / (increase) in current assets:</b>			
- stores, spare parts and loose tools		318,711,686	(21,176,933)
- stock-in-trade		(263,453,293)	(3,120,849,247)
- trade debts		(1,078,974,810)	5,886,084,944
- loans and advances		(367,457,711)	(2,049,063,718)
- deposits, other receivables and sales tax		(103,156,057)	360,552,883
		(1,494,330,185)	1,055,547,929
<b>(Decrease) / increase in current liabilities:</b>			
- trade and other payables		(402,192,799)	51,136,442
- Gas Infrastructure Development Cess		-	120,796
- contract liabilities		34,785,308	(699,383,823)
		(1,861,737,676)	407,421,344

# NOTES TO THE CONSOLIDATED CONDENSED INTERIM FINANCIAL STATEMENTS (Un-audited)

For The Nine Months Period Ended March 31, 2026

## 14. FINANCIAL RISK MANAGEMENT

The Group's activities expose it to a variety of financial risks: market risk (including currency risk, interest rate risk and price risk), credit risk and liquidity risk.

There has been no change in the Group's sensitivity to these risks since June 30, 2025, except for the change in exposure from liquidity risks due to increase in borrowings and general exposure due to fluctuations in foreign currency and interest rates. There have been no change in risk management objectives and policies of the Group during the period.

This condensed consolidated interim financial statement does not include all financial risk management information and disclosures as are required in the audited annual consolidated financial statements and should be read in conjunction with the Group's audited annual consolidated financial statement as at June 30, 2025.

### 14.1 Fair value estimation

Given below is the analysis of financial instruments, carried at fair value, by valuation method. The different levels have been defined as follows:

- Quoted prices (unadjusted) in active markets for identical assets or liabilities [Level 1].
- Inputs other than quoted prices included within level 1 that are observable for the asset or liability, either directly (that is, as prices) or indirectly (that is, derived from prices) [Level 2].
- Inputs for the asset or liability that are not based on observable market data (that is, unobservable inputs) [Level 3].

The Company's financial assets measured at fair value consists of level 1 financial assets amounting Rs.20,108.172 million (June 30, 2025: Rs.11,509.646 million). The carrying values of other financial assets and liabilities reflected in the financial statements approximate their fair values.

## 15. TRANSACTIONS WITH RELATED PARTIES

### 15.1 Significant transactions with related parties are as follows:

		-----Un-audited-----	
		Nine Months Period Ended	
Relationship with the Company	Nature of transactions	March 31, 2026	March 31, 2025
(i) Associates	<b>Sales:</b>		
	• raw material / yarn /		
	fabric / stores	824,364,700	1,019,166,320
	• assets	7,100,000	800,000
	<b>Purchases:</b>		
	• raw material / yarn /		
	fabric / stores	1,071,900,240	1,490,664,744
	• assets	347,440,210	987,230,884
	<b>Services:</b>		
	• rendered	88,508,019	45,062,845
	• obtained	2,662,347	3,327,869
	Expenses charged by	110,291,858	71,056,511
	Expenses charged to	7,623,613	24,428,250
	Advance against share deposit	-	14,070,025,000
<b>Dividend:</b>			
• received	3,478,992,874	178,739,472	
• paid	185,245,160	111,201,540	
(ii) Key management			
personnel	Remuneration and other benefits	1,024,855,508	773,332,745
(iii) Retirement fund	Contribution made	65,455,218	52,660,854



# NOTES TO THE CONSOLIDATED CONDENSED INTERIM FINANCIAL STATEMENTS (Un-audited)

For The Nine Months Period Ended March 31, 2026

## 16.3 Segment assets and liabilities

Reportable segments' assets and liabilities are reconciled to total assets and liabilities as follows:

	Spinning	Knitting, processing and garments	Denim	Power	Total
	-----Rupees-----				
<b>As at March 31, 2026</b>					
Segment assets	28,152,611,084	5,504,739,969	13,947,850,478	19,261,020,629	66,866,222,161
Unallocatable assets					67,493,180,530
Total assets as per statement of financial position					134,359,402,691
Segment liabilities	13,374,023,715	4,915,119,370	13,928,613,665	2,348,261,206	34,566,017,956
Unallocatable liabilities					4,940,411,580
Total liabilities as per statement of financial position					39,506,429,536
<b>As at June 30, 2025</b>					
Segment assets	27,231,867,332	6,296,738,561	10,185,148,601	20,210,797,647	63,924,552,141
Unallocatable assets					62,462,565,002
Total assets as per statement of financial position					126,387,117,143
Segment liabilities	7,216,673,173	6,464,111,714	12,905,461,975	1,555,375,784	28,141,622,646
Unallocatable liabilities					7,599,101,707
Total liabilities as per statement of financial position					35,740,724,353

## 16.4 Geographical information

All segments of the Group are managed on nation-wide basis and operate manufacturing facilities in Pakistan.

# NOTES TO THE CONSOLIDATED CONDENSED INTERIM FINANCIAL STATEMENTS (Un-audited)

For The Nine Months Period Ended March 31, 2026

	March 31, 2026		June 30, 2025	
	Conventional	Shariah Compliant	Conventional	Shariah Compliant
	Rupees	Rupees	Rupees	Rupees
<b>17. SHAHRIAH SCREENING DISCLOSURE</b>				
<b>Statement of Financial Position - Assets</b>				
Long term Investments	51,480,752,015	191,152,444	47,855,111,380	-
Short term Investments	9,190,437,763	2,154,921,009	-	10,944,936,762
Bank balances	1,301,145,089	8,671,517	2,273,772,406	-
<b>Statement of Financial Position - Liability</b>				
Long term finances	4,784,347,413	853,321,543	2,915,684,633	994,931,139
Short term borrowings	13,593,597,063	2,853,235,226	5,351,232,701	23,080,037,158
Running finances under mark-up arrangements	3,024,973,633	-	6,522,616,890	2,206,292,357
Accrued mark-up	228,801,185	79,020,466	209,464,839	84,339,177

	March 31, 2026		March 31, 2025	
	Conventional	Shariah Compliant	Conventional	Shariah Compliant
	Rupees	Rupees	Rupees	Rupees
<b>Statement of Profit and Loss and other Comprehensive Income</b>				
Revenue earned from shariah compliant business segment	-	39,107,180,269	-	47,997,022,103
<b>Unrealised gain on investments</b>				
- long term	1,987,686,100	-	-	1,218,774,508
- short term	92,296,328	158,577,413	1,149,507,118	-
Other income				
a) Profit on bank deposits	429,635,536	-	42,431,344	-
b) Dividend Income	4,736,813,281	36,840,170	2,284,423,089	41,461,148
c) Exchange (loss) / gain on actual currency	20,014,534	-	13,024,618	-
d) Gain on sale of operating fixed assets	-	20,830,538	-	19,153,984
Mark-up on short term finances	1,139,434,350	346,640,270	1,008,407,556	298,022,088
Mark-up on long term finances	132,884,495	26,138,803	102,125,659	20,088,442

The Company have banking relation with the following shariah-compliant financial institutions:

- Meezan Bank Limited
- Bank Islami Pakistan Limited
- Dubai Islamic Pakistan Limited
- Faysal Bank Limited

# NOTES TO THE CONSOLIDATED CONDENSED INTERIM FINANCIAL STATEMENTS (Un-audited)

For The Nine Months Period Ended March 31, 2026

## 18. CORRESPONDING FIGURES

In order to comply with the requirements of International Accounting Standard 34 - 'Interim Financial Reporting', the condensed consolidated interim statement of financial position has been compared with the balances of audited annual consolidated financial statements of the Group for the year ended June 30, 2025, whereas, the condensed consolidated interim statement of profit or loss, condensed consolidated interim statement of other comprehensive income, condensed consolidated interim statement of cash flows and condensed consolidated interim statement of changes in equity have been compared with the balances of comparable period of condensed consolidated interim financial statements of the Group for the nine months period ended March 31, 2025.

## 19. SUBSEQUENT EVENT

Subsequent to the period end, to account for the effect of amalgamation / merger of Reliance Cotton Spinning Mills Limited (an Associated Company) with and into the Company (as detailed in note 1.1 to these Interim financial statements), the Holding Company, as on April 24, 2026, has issued 4,199,353 Ordinary shares to the shareholders of Reliance Cotton Spinning Mills Limited. The effect of transfer of all moveable and / or immoveable assets and liabilities and issuance of shares shall be accounted for in the annual financial statements of the Company for the year ending June 30, 2026. The Statement of Financial Position of the Company after taking into account the effect of above merger on the effective date is presented below:

	<b>Un-audited March 31, 2026 Rupees</b>
<b>ASSETS</b>	
<b>Non-current assets</b>	
Property, plant and equipment	35,282,732,547
Investment property	194,197,742
Intangible assets	183,333
Long term investments	53,465,413,242
Long term loans	5,120,000
Long term deposits	88,765,569
	<b>89,036,412,433</b>
<b>Current assets</b>	
Stores, spare parts and loose tools	1,353,385,525
Stock-in-trade	28,660,023,494
Trade debts	12,008,558,619
Loans and advances	1,620,489,256
Trade deposits and short term prepayments	270,132,665
Short term investments	11,520,660,739
Other receivables	3,278,359,406
Tax refunds due from Government	8,802,070,716
Cash and bank balances	1,788,741,310
	<b>69,302,421,730</b>
<b>Total assets</b>	<b>158,338,834,163</b>
<b>EQUITY AND LIABILITIES</b>	
<b>Share capital and reserves</b>	
Issued, subscribed and paid-up capital	248,712,280
Reserves	43,709,758,564
Merger Reserve	(1,255,892,791)
Unappropriated profit	55,426,126,608

# NOTES TO THE CONSOLIDATED CONDENSED INTERIM FINANCIAL STATEMENTS (Un-audited)

For The Nine Months Period Ended March 31, 2026

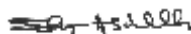
	Un-audited March 31, 2026 Rupees
Equity attributable to shareholders of the Parent Company	
Non-controlling interest	98,128,704,661
<b>Total equity</b>	<b>5,933,167,892</b>
	104,061,872,553
<b>Liabilities</b>	
<b>Non-current liabilities</b>	
Long term liabilities	6,065,793,128
Staff retirement benefit - gratuity	1,239,943,950
Deferred taxation	1,651,463,634
	8,957,200,712
<b>Current liabilities</b>	
Trade and other payables	11,220,194,235
Contract liabilities	792,166,311
Accrued mark-up / interest	446,734,032
Short term borrowings	27,057,734,810
Current portion of long term liabilities	1,262,931,470
Unclaimed dividend	14,410,131
Provision for income tax / levies	4,525,589,909
	45,319,760,898
<b>Total liabilities</b>	<b>54,276,961,610</b>
<b>Total equity and liabilities</b>	<b>158,338,834,163</b>

## 20. DATE OF AUTHORIZATION FOR ISSUE

This condensed consolidated interim financial statements were approved by the Board of Directors of the Parent Company and authorized for issue on April 28, 2026.



Chief Executive Officer



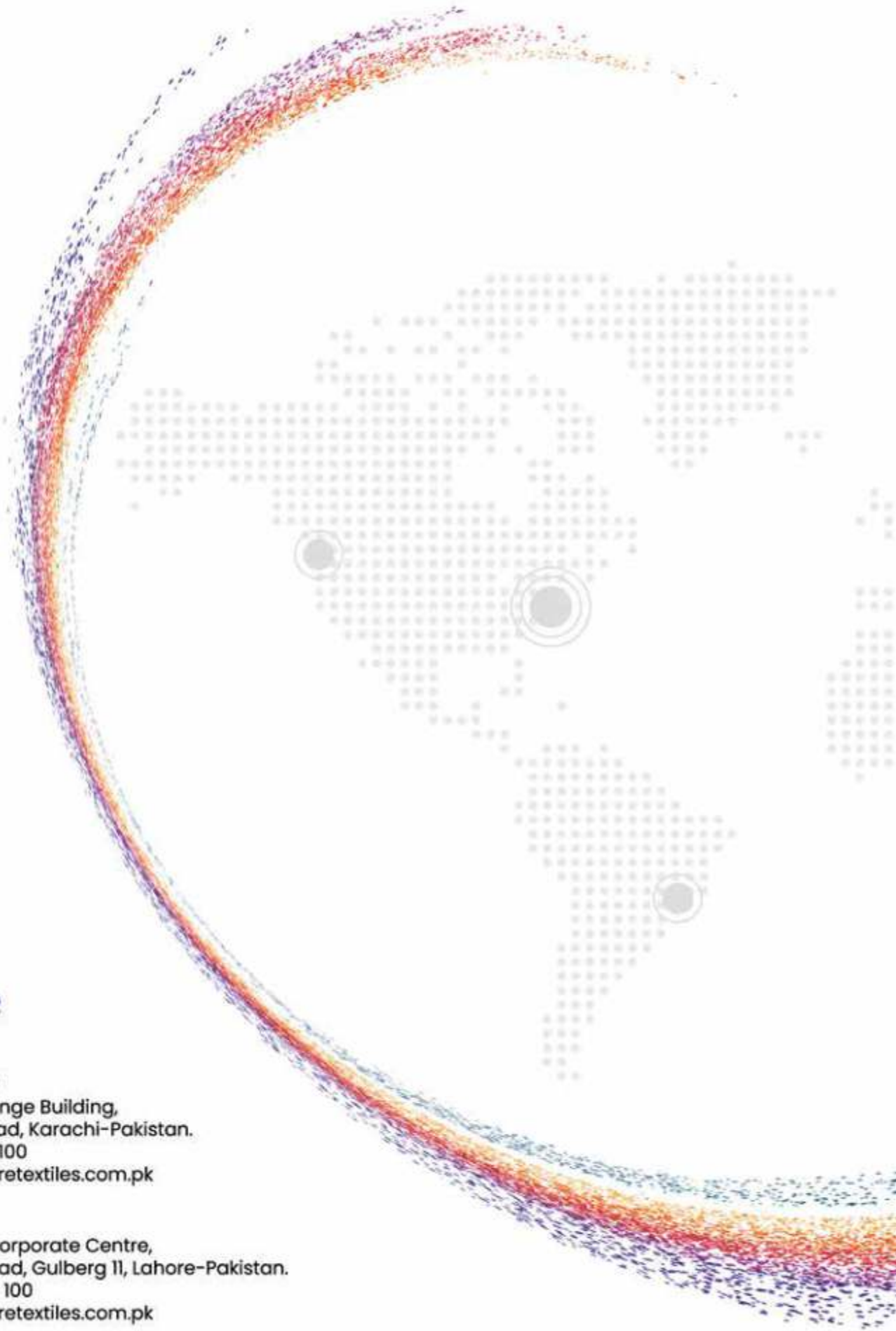
Director



Chief Financial Officer







**Corporate Office**

316 Cotton Exchange Building,  
I.I Chundrigar Road, Karachi-Pakistan.  
Tel +92 21 111 000 100  
[contact@sapphiretextiles.com.pk](mailto:contact@sapphiretextiles.com.pk)

**Lahore Office**

1st Floor, Tricon Corporate Centre,  
73-E Main Jail Road, Gulberg II, Lahore-Pakistan.  
Tel +92 42 111 000 100  
[contact@sapphiretextiles.com.pk](mailto:contact@sapphiretextiles.com.pk)